

## Rotary Foundation Giving Report 1999-2000 Rotary Year

Club Name	Per Capita	Annual Programs	Restricted Giving	Permanent Fund	Total
Arnold	\$ 0.00	\$ 0.00	\$ 2,000.	\$ 0.00	\$2,000.
Ballwin/ Metro West	\$ 0.00	\$ 0.00	\$ 0.00	\$ 0.00	\$ 0.00
Bell City	\$ 0.00	\$ 0.00	\$ 0.00	\$ 0.00	\$ 0.00
Bonne Terre	\$40.	\$ 800.00	\$ 0.00	\$ 0.00	\$ 800.
Bowling Green	\$ 0.00	\$ 0.00	\$ 0.00	\$1,000.	\$ 1,000.
Campbell	\$ 0.00	\$ 0.00	\$ 0.00	\$ 0.00	\$ 0.00
Cape Girardeau County	\$ 0.00	\$ 0.00	\$ 0.00	\$ 0.00	\$ 0.00
Cape Girardeau West	\$83.06	\$6,479.	\$2,800.	\$ 0.00	\$9,279.
Cape Girardeau	\$0.57	\$ 50.00	\$ 100.	\$ 0.00	\$ 150.
Caruthersville	\$16.67	\$300.	\$ 0.00	\$ 0.00	\$300.
Chesterfield	\$12.02	\$ 725.	\$2,100.	\$ 0.00	\$2,825.
Clayton	\$42.02	\$4,789.74	\$ 0.00	\$ 0.00	\$4,789.74
Cottleville/ Weldon Spring	\$ 0.00	\$505.00	\$ 0.00	\$ 0.00	\$ 505.
Crestwood/ Sunset Hills	\$70.93	\$3,050.	\$ 1,000.	\$ 0.00	\$4,050.
De Soto	\$ 0.00	\$ 0.00	\$ 0.00	\$ 0.00	\$ 0.00
Des Peres	\$34.42	\$1,790.	\$2,950.	\$ 0.00	\$4,740.
Dexter	\$42.41	\$1,145.	\$ 0.00	\$ 0.00	\$1,145.
Ellington	\$62.50	\$500.	\$ 0.00	\$ 0.00	\$500.
Farmington	\$ 0.00	\$ 0.00	\$ 0.00	\$ 0.00	\$ 0.00
Ferguson	\$31.43	\$848.50	\$5,880.	\$ 0.00	\$6,728.50
Festus/ Crystal City	\$49.03	\$3,432.	\$ 600.	\$ 0.00	\$4,032.
Florissant Valley Sunrise	\$210.21	\$2,943.	\$500.	\$ 0.00	\$3,443.
Florissant	\$73.82	\$6,570.	\$2,400	\$ 0.00	\$8,970.
Fredericktown	\$ 0.00	\$ 0.00	\$ 0.00	\$ 0.00	\$ 0.00
Hannibal	\$51.42	\$3,445.	\$ 0.00	\$ 0.00	\$3,445.
Hayti	\$ 0.00	\$ 0.00	\$ 0.00	\$ 0.00	\$ 0.00
High Ridge	\$13.89	\$500.	\$500	\$ 0.00	\$1,000.
Hillsboro	\$ 0.00	\$ 0.00	\$860.	\$ 0.00	\$860.
Ironton	\$ 0.00	\$ 0.00	\$ 0.00	\$ 0.00	\$ 0.00
Jackson	\$97.06	\$6,600.02	\$1,000.	\$ 0.00	\$7,600.02
Kennett	\$90.91	\$3,000.	\$ 0.00	\$ 0.00	\$3,000.

Kirkwood	\$98.68	\$11,250.	\$ 0.00	\$ 0.00	\$11,250.
----------	---------	-----------	---------	---------	-----------

Report updated as of June 30, 2000					
Club Name	Per Capita	Annual Programs	Restricted Giving	Permanent Fund	Total
Lambert Airport	\$125.41	\$2,132.	\$ 0.00	\$ 0.00	\$2,132.
Louisiana	\$41.84	\$2,050.	\$ 0.00	\$ 0.00	\$2,050.
Malden	\$ 0.00	\$ 0.00	\$ 0.00	\$ 0.00	\$ 0.00
Maplewood	\$ 0.00	\$ 0.00	\$ 0.00	\$ 0.00	\$ 0.00
Marble Hill	\$ 0.00	\$ 0.00	\$800.	\$ 0.00	\$800.
Mexico	\$26.00	\$2,314.	\$500.	\$ 0.00	\$2,814.
Mid St.Louis County	\$187.89	\$3,570.	\$200.	\$ 0.00	\$3,770.
Montgomery County	\$ 0.00	\$ 0.00	\$ 0.00	\$ 0.00	\$ 0.00
O'Fallon	\$ 0.00	\$ 0.00	\$ 500.	\$ 0.00	\$500.
Overland	\$240.38	\$4,567.28	\$200.	\$ 0.00	\$4,767.28
Paris	\$ 0.00	\$ 0.00	\$ 0.00	\$ 0.00	\$ 0.00
Park Hills	\$ 0.00	\$ 0.00	\$ 0.00	\$ 0.00	\$ 0.00
Perryville	\$20.00	\$500.	\$250.	\$ 0.00	\$750.
Piedmont	\$5.95	\$130.83	\$ 0.00	\$ 0.00	\$130.83
Poplar Bluff	\$20.37	\$1,100.	\$ 3,000.00	\$ 0.00	\$4,100.
Potosi	\$ 0.00	\$ 0.00	\$ 0.00	\$ 0.00	\$ 0.00
Puxico	\$ 0.00	\$ 0.00	\$500.	\$ 0.00	\$500.
Sikeston	\$17.50	\$700.	\$ 0.00	\$ 0.00	\$700
South St. Louis County	\$ 0.00	\$ 0.00	\$ 0.00	\$ 0.00	\$ 0.00
Southwest St. Louis County	\$ 0.00	\$ 0.00	\$ 0.00	\$ 0.00	\$ 0.00
St. Charles	\$113.47	\$11,234.	\$300.	\$ 0.00	\$11,534.
St. Charles Sunrise	\$91.13	\$2,825.	\$ 0.00	\$ 0.00	\$2,825.
St. Clair	\$ 0.00	\$ 0.00	\$ 0.00	\$ 0.00	\$ 0.00
St. Louis	\$21.85	\$7,100.	\$515.	\$ 0.00	\$7,615.
St. Peters	\$64.71	\$2,200.	\$ 0.00	\$ 0.00	\$2,200.
Ste. Genevieve	\$6.25	\$ 200.	\$ 0.00	\$ 0.00	\$ 200.
Steele	\$ 0.00	\$ 0.00	\$ 0.00	\$ 0.00	\$ 0.00
Sullivan	\$ 0.00	\$ 0.00	\$ 0.00	\$ 0.00	\$ 0.00
Troy	\$ 0.00	\$ 0.00	\$6,394.	\$ 0.00	\$6,394.
Union	\$ 0.00	\$ 0.00	\$1,000.	\$ 0.00	\$1,000.
University City	\$ 0.00	\$ 0.00	\$ 0.00	\$ 0.00	\$ 0.00
Van Buren	\$ 0.00	\$ 0.00	\$ 0.00	\$ 0.00	\$ 0.00
Vandalia	\$31.82	\$ 700.	\$ 0.00	\$ 0.00	\$700.
Warrenton	\$ 0.00	\$ 0.00	\$ 0.00	\$ 0.00	\$ 0.00

Washington	\$39.41	\$4,690.	\$10,000.	\$162.60	\$14,852.60
Webster Groves	\$23.48	\$1,550	\$ 0.00	\$ 0.00	\$1,550.
Wentzville	\$14.49	\$1,000.	\$ 0.00	\$ 0.00	\$ 1,000.
	<b>Per Capita</b>	<b>Annual Programs</b>	<b>Restricted Giving</b>	<b>Permanent Fund</b>	<b>Total</b>
<b>District Totals:</b>	<b>\$36.55</b>	<b>\$107,285.37</b>	<b>\$46,849.00</b>	<b>\$1,162.60</b>	<b>\$155,296.97</b>

## Rotary Foundation Giving Report 2000-2001 Rotary Year

Club Name	Per Capita	Annual Programs	Restricted Giving	Permanent Fund	Total
Arnold	\$ 0.00	\$ 0.00	\$ 2,800.00	\$ 0.00	\$ 2,800.00
Ballwin/ Metro West	\$ 0.00	\$ 0.00	\$ 400.00	\$ 0.00	\$ 400.00
Bell City	\$2.94	\$ 50.00	\$ 100.00	\$ 0.00	\$ 150.00
Bonne Terre	\$ 0.00	\$ 0.00	\$ 0.00	\$ 0.00	\$ 0.00
Bowling Green	\$2.78	\$ 0.00	\$ 100.00	\$ 0.00	\$ 100.00
Campbell	\$ 0.00	\$ 0.00	\$ 0.00	\$ 0.00	\$ 0.00
Cape Girardeau County	\$70.00	\$ 1,400.00	\$ 0.00	\$ 0.00	\$1,400.00
Cape Girardeau West	\$141.52	\$9,765.00	\$ 550.00	\$ 0.00	\$ 10,315.00
Cape Girardeau	\$65.54	\$ 5,898.33	\$ 1,200.00	\$ 0.00	\$ 7,098.33
Caruthersville	\$5.88	\$ 100.00	\$ 400.00	\$ 0.00	\$ 500.00
Chesterfield	\$31.79	\$ 1,557.50	\$ 717.50	\$ 0.00	\$ 2,275.00
Clayton	\$69.82	\$ 7,750.00	\$ 18,735.00	\$ 0.00	\$ 26,485.00
Cottleville/ Weldon Spring	\$90.45	\$ 1,990.00	\$ 150.00	\$ 0.00	\$ 2,140.00
Crestwood/ Sunset Hills	\$88.18	\$ 3,880.00	\$ 1,500.00	\$ 0.00	\$ 5,380.00
De Soto	\$ 0.00	\$ 0.00	\$ 0.00	\$ 0.00	\$ 0.00
Des Peres	\$27.12	\$ 1,410.00	\$ 0.00	\$ 0.00	\$ 1,410.00
Dexter	\$9.57	\$ 220.00	\$ 0.00	\$ 0.00	\$ 220.00
District 6060		\$1,000.00	\$0.00	\$0.00	\$ 1,000.00
Ellington	\$ 0.00	\$ 0.00	\$ 0.00	\$ 0.00	\$ 0.00
Farmington	\$ 0.00	\$ 0.00	\$ 0.00	\$ 0.00	\$ 0.00
Ferguson	\$32.96	\$ 791.00	\$ 450.00	\$ 0.00	\$1,241.00
Festus/ Crystal City	\$15.38	\$ 1,000.00	\$ 710.00	\$ 0.00	\$1,710.00
Florissant	\$67.20	\$5,645.00	\$19,256.00	\$ 0.00	\$24,901.00
Fredericktown	\$ 0.00	\$ 0.00	\$ 0.00	\$ 0.00	\$ 0.00
Hannibal	\$24.99	\$ 1,699.00	\$ 0.00	\$ 0.00	\$ 1,699.00
Hayti	\$50.00	\$ 1,000.00	\$ 0.00	\$ 0.00	\$1,000.00
High Ridge	\$59.46	\$ 2,200.00	\$ 0.00	\$ 0.00	\$ 2,200.00
Hillsboro	\$ 0.00	\$ 0.00	\$ 0.00	\$ 0.00	\$ 0.00
Ironton	\$10.	\$ 40.00	\$ 0.00	\$ 0.00	\$ 40.00
Jackson	\$87.34	\$6,026.44	\$ 105.00	\$ 0.00	\$6,131.44
Kennett	\$3.03	\$ 100.00	\$ 0.00	\$ 0.00	\$ 100.00
Kirkwood	\$107.25	\$12,011.75	\$ 500.00	\$ 0.00	

					\$ 12,511.75
--	--	--	--	--	-----------------

Report updated as of August 06, 2007					
Club Name	Per Capita	Annual Programs	Restricted Giving	Permanent Fund	Total
Lambert Airport	\$192.65	\$3,275.00	\$ 250.00	\$ 0.00	\$3,525.00
Louisiana	\$44.00	\$ 2,200.00	\$ 327.50	\$ 0.00	\$ 2,527.50
Malden	\$ 0.00	\$ 0.00	\$ 0.00	\$ 0.00	\$ 0.00
Marble Hill	\$78.33	\$ 940.00	\$ 200.00	\$ 0.00	\$ 1,140.00
Mexico	\$43.61	\$ 3,925.00	\$ 0.00	\$ 0.00	\$ 3,925.00
Mid St.Louis County	\$160.94	\$ 2,575.00	\$ 0.00	\$ 0.00	\$ 2,575.00
Montgomery County	\$4.17	\$ 100.00	\$ 0.00	\$ 0.00	\$ 100.00
O'Fallon	\$ 0.00	\$ 0.00	\$ 0.00	\$ 0.00	\$ 0.00
Overland	\$222.90	\$ 4,903.88	\$ 600.00	\$ 0.00	\$ 5,503.88
Paris	\$6.67	\$ 200.00	\$ 150.00	\$ 0.00	\$ 350.00
Perryville	\$6.45	\$ 200.00	\$ 125.00	\$ 0.00	\$ 325.00
Piedmont	\$23.81	\$ 500.00	\$ 200.00	\$ 0.00	\$ 700.00
Poplar Bluff	\$20.10	\$ 1,025.00	\$ 4075.00	\$ 0.00	\$ 5,100.00
Potosi	\$ 0.00	\$ 0.00	\$ 100.00	\$ 0.00	\$ 100.00
Puxico	\$ 0.00	\$ 0.00	\$ 0.00	\$ 0.00	\$ 0.00
Sikeston	\$22.67	\$ 975.00	\$ 0.00	\$ 0.00	\$ 975.00
South St. Louis County	\$68.89	\$ 1,240.00	\$ 0.00	\$ 0.00	\$ 1,240.00
Southwest St. Louis County	\$ 0.00	\$ 0.00	\$ 200.00	\$ 0.00	\$ 200.00
St. Charles	\$113.10	\$11,310.00	\$1,105.00	\$ 0.00	\$12,415.00
St. Charles Sunrise	\$ 0.00	\$ 0.00	\$ 0.00	\$ 0.00	\$ 0.00
St. Clair	\$6.82	\$ 150.00	\$ 0.00	\$ 0.00	\$ 150.00
St. Louis	\$34.29	\$10,665.50	\$ 1,000.00	\$ 1,000.00	\$12,665.50
St. Peters	\$30.56	\$ 1,100.00	\$ 292.50	\$ 0.00	\$ 1,392.50
Ste. Genevieve	\$13.24	\$ 450.00	\$ 0.00	\$ 0.00	\$ 450.00
Steele	\$7.69	\$ 100.00	\$ 0.00	\$ 0.00	\$ 100.00
Sullivan	\$ 0.00	\$ 0.00	\$ 0.00	\$ 0.00	\$ 0.00
Troy	\$ 0.00	\$ 0.00	\$ 0.00	\$ 0.00	\$ 0.00
Union	\$20.00	\$ 1,000.00	\$ 1,000.00	\$ 0.00	\$ 2,000.00
University City	\$30.00	\$ 300.00	\$ 500.00	\$ 0.00	\$ 800.00
Van Buren	\$8.82	\$ 150.00	\$ 0.00	\$ 0.00	\$ 150.00
Vandalia	\$43.50	\$ 913.50	\$ 0.00	\$ 0.00	\$ 913.50
Warrenton	\$ 0.00	\$ 0.00	\$ 0.00	\$ 0.00	\$ 0.00

Washington	\$89.10	\$10,425.00	\$8,400.00	\$162.60	\$18,987.60
Webster Groves	\$40.31	\$2,620.12	\$ 2,534.50	\$ 0.00	\$ 5,154.62
Wentzville	\$41.67	\$ 3,000.00	\$ 0.00	\$ 0.00	\$ 3,000.00
	<b>Per Capita</b>	<b>Annual Programs</b>	<b>Restricted Giving</b>	<b>Permanent Fund</b>	<b>Total</b>
<b>District Totals:</b>	<b>\$45.83</b>	<b>\$129,877.02</b>	<b>\$68,633.00</b>	<b>\$1,162.60</b>	<b>\$199,672.62</b>

Top Clubs Ranked by Annual Giving Per Capita	
Overland	\$222.90
Lambert Airport	\$192.65
Mid-St. Louis County	\$160.94

Top Clubs Ranked by Total Annual Giving	
Kirkwood	\$12,011.75
St. Charles	\$11,310.00
St. Louis	\$10,665.50

## Rotary Foundation Giving Report 2001-2002 Rotary Year

Club Name	Accepted Goal	Per Capita	Annual Programs	Restricted Giving	Permanent Fund	Total
Arnold	\$6,000.00	\$70.63	\$4,520.00	\$ 2,000.00	\$ 0.00	\$6,520.00
Ballwin/ Metro West	\$1,500.00	\$28.42	\$ 540.00	\$ 0.00	\$ 0.00	\$540.00
Bell City	\$1,500.00	\$46.21	\$ 647.00	\$ 0.00	\$ 0.00	\$ 647.00
Bowling Green	\$2,500.00	\$109.12	\$4,037.50	\$ 0.00	\$ 0.00	\$4,037.50
Campbell	\$ 0.00	\$21.67	\$ 260.00	\$ 0.00	\$ 0.00	\$ 260.00
Cape Girardeau County	\$1,500.00	\$104.12	\$1,770.00	\$ 0.00	\$ 0.00	\$1,770.00
Cape Girardeau West	\$7,500.00	\$152.30	\$9,595.00	\$ 100.00	\$ 0.00	\$9,695.00
Cape Girardeau	did not return a goal	\$136.87	\$ 12,729.00	\$ 0.00	\$ 0.00	\$ 12,729.00
Caruthersville	\$2,000.00	\$77.78	\$1,400.00	\$ 0.00	\$ 0.00	\$1,400.00
Chesterfield	did not return a goal	\$92.67	\$4,170.00	\$ 0.00	\$ 0.00	\$ 4,170.00
Clayton	\$15,000	\$98.53	\$ 11,922.00	\$(2,000.00)	\$ 0.00	\$9,922.00
Cottleville/ Weldon Spring	\$2,500	\$101.08	\$2,527.00	\$ 0.00	\$ 0.00	\$2,527.00
Crestwood/ Sunset Hills	\$4,000	\$112.95	\$4,857.00	\$ 0.00	\$ 0.00	\$ 4,857.00
De Soto	\$1,000	\$ 16.97	\$407.18	\$ 0.00	\$ 0.00	\$ 407.18
Des Peres	\$4,000	\$117.17	\$6,093.00	\$ 0.00	\$ 0.00	\$6,093.00
Dexter	\$1,500		\$ 0.00	\$ 0.00	\$ 0.00	\$ 0.00
Eureka	club chartered 02/28/02	\$30.00	\$ 600.00	\$ 0.00	\$ 0.00	\$ 600.00
Ellington	did not return a goal		\$ 0.00	\$ 0.00	\$ 0.00	\$ 0.00
Farmington	did not return a goal		\$ 0.00	\$ 0.00	\$ 0.00	\$ 0.00
Ferguson	\$2,500	\$148.96	\$3,575.00	\$ 0.00	\$ 0.00	\$3,575.00
Festus/ Crystal City	\$4,000	\$ 4.18	\$ 246.87	\$ 0.00	\$ 0.00	\$246.87
Florissant	did not return a goal	\$90.91	\$ 7,909.00	\$(900.00)	\$ 0.00	\$7,009.00
Fredericktown	did not return a goal	\$62.50	\$1,500.00	\$ 0.00	\$ 0.00	\$1,500.00
Hannibal	\$1,869	\$38.19	\$2,596.70	\$ 0.00	\$ 0.00	\$2,596.70
Hayti	\$1,000	\$ 1.50	\$ 30.00	\$ 0.00	\$ 0.00	\$ 30.00
High Ridge	\$2,500	\$105.11	\$3,994.33	\$ 0.00	\$ 0.00	\$3,994.33
Hillsboro	did not return a goal	\$55.31	\$1,770.00	\$ 0.00	\$ 0.00	\$1,770.00
Ironton	did not return a goal		\$ 0.00	\$ 0.00	\$ 0.00	\$ 0.00
Jackson	\$7,000	\$ 117.96	\$8,375.34	\$ 0.00	\$ 0.00	\$8,375.34
Kennett	\$3,000	\$108.38	\$ 4,010.00	\$ 0.00	\$ 0.00	\$ 4,010.00
Kirkwood	\$10,000	\$127.21	\$14,279.27	\$ 25.00	\$ 0.00	\$14,304.27

**Report updated as of 08/06/07**

Club Name	Accepted Goal	Per Capita	Annual Programs	Restricted Giving	Permanent Fund	Total
Lambert Airport	\$1,800	\$267.21	\$5,077.00	\$ 0.00	\$ 0.00	\$5,077.00
Louisiana	\$3,250	\$171.47	\$7,887.50	(\$327.50)	\$ 0.00	\$7,560.00
Marble Hill	\$600	\$81.17	\$ 974.00	\$ 0.00	\$ 0.00	\$ 974.00
Mexico	\$3,500	\$38.13	\$ 3,546.00	\$ 0.00	\$ 0.00	\$ 3,546.00
Mid St.Louis County	\$1,500	\$137.81	\$2,205.00	\$ 0.00	\$ 0.00	\$ 2,205.00
Montgomery County	\$300		\$ 0.00	\$ 0.00	\$ 0.00	\$ 0.00
O'Fallon	did not return a goal	\$70.69	\$2,050.00	\$ 0.00	\$ 0.00	\$2,050.00
Overland	\$5,000	\$457.31	\$9,146.18	\$ 0.00	\$ 0.00	\$9,146.18
Paris	did not return a goal	\$ 3.33	\$ 100.00	\$ 0.00	\$ 0.00	\$ 100.00
Perryville	\$2,500	\$106.03	\$ 4,029.00	\$ 0.00	\$ 0.00	\$ 4,029.00
Piedmont	\$1,500	\$109.77	\$ 2,414.99	\$ 0.00	\$ 0.00	\$ 2,414.99
Poplar Bluff	\$4,000	\$26.47	\$ 1,350.00	\$ 0.00	\$ 100.00	\$1,450.00
Potosi	did not return a goal		\$ 0.00	\$ 0.00	\$ 0.00	\$ 0.00
Puxico	did not return a goal		\$ 0.00	\$ 0.00	\$ 0.00	\$ 0.00
Sikeston	\$4,000	\$173.61	\$6,250.00	\$ 0.00	\$ 0.00	\$6,250.00
South St. Louis County	\$2,500	\$123.53	\$2,100.00	\$ 0.00	\$ 0.00	\$2,100.00
Southwest St. Louis County	\$1,700	\$215.88	\$ 3,670.00	\$ 0.00	\$ 0.00	\$ 3,670.00
St. Charles	\$12,000	\$184.12	\$17,860.00	\$ 0.00	\$ 0.00	\$17,860.00
St. Charles Sunrise	\$2,500	\$39.84	\$ 1,275.00	\$ 0.00	\$ 0.00	\$ 1,275.00
St. Clair	\$250	\$ 14.36	\$ 315.82	\$ 0.00	\$ 0.00	\$ 315.82
St. Francois	\$1,900	\$47.63	\$905.00	\$ 0.00	\$ 0.00	\$ 905.00
St. Louis	\$15,000	\$23.56	\$6,975.00	\$ 0.00	\$1,796.44	\$8,771.44
St. Peters	\$2,500	\$50.63	\$2,025.00	\$ 0.00	\$ 0.00	\$2,025.00
Ste. Genevieve	did not return a goal	\$104.55	\$3,450.00	\$ 0.00	\$ 0.00	\$3,450.00
Steele	did not return a goal	\$7.69	\$ 100.00	\$ 0.00	\$ 0.00	\$ 100.00
Sullivan	did not return a goal	\$40.68	\$1,790.00	\$ 0.00	\$ 0.00	\$ 1,790.00
Troy	\$4,000	\$63.85	\$3,192.44	\$ 0.00	\$ 0.00	\$3,192.44
Union	\$3,000	\$63.85	\$3,040.50	\$ 0.00	\$ 0.00	\$3,040.50
University City	did not return a goal	\$10.00	\$ 100.00	\$ 0.00	\$ 0.00	\$ 100.00
Van Buren	did not return a goal	\$11.67	\$210.00	\$ 0.00	\$ 0.00	\$ 210.00
Vandalia	\$1,500	\$70.74	\$1, 627.00	\$ 0.00	\$ 0.00	\$1, 627.00
Warrenton	did not return a goal	\$ 2.78	\$ 150.00	\$ 0.00	\$ 0.00	\$ 150.00
Washington	\$12,000	\$248.30	\$ 28,803.24	\$ 1,000.00	\$ 0.00	\$ 29,803.24
Webster Groves	did not return a goal	\$90.31	\$5,870.00	\$ 0.00	\$ 0.00	\$ 5,870.00
Wentzville	\$6,000	\$40.38	\$2,625.00	\$ 0.00	\$ 0.00	\$2,625.00
District Donation			\$300.00			\$ 300.00

		Per Capita	Annual Programs	Restricted Giving	Permanent Fund	Total
<b>District Total</b>		\$87.31	\$245,774.86	\$(102.50)	\$1,896.44	\$ 247,568.80

Top Clubs Ranked by Annual Giving Per Capita	
Overland	\$457.31
Lambert	\$267.21
Washington	\$248.30

Top Clubs Ranked by Total Annual Giving	
Washington	\$ 28,803.24
St. Charles	\$ 17,860.00
Kirkwood	\$ 14,279.27

## Rotary Foundation Giving Report 2002-2003 Rotary Year

Club Name	Annual Programs Goal	Per Capita	Annual Programs	Polio Eradication	Other Restricted Giving	Permanent Fund	Total
Arnold	\$6,000	\$88.91	\$6, 224.00	\$3,000.00	\$3,500.00	\$0.00	\$12,724.00
Ballwin/ Metro West	\$1,000.00	\$79.17	\$1,425.00	\$923.00	\$0.00	\$0.00	\$2,348.00
Bell City	\$500	\$9.29	\$ 130.00	\$600.00	\$0.00	\$0.00	\$730.00
Bowling Green	\$4,000.00	\$83.56	\$4,345.00	\$2,566.00	\$0.00	\$0.00	\$6,911.00
Campbell	\$ 0.00	\$17.78	\$160.00	\$225.00	\$0.00	\$0.00	\$385.00
Cape Girardeau	\$9,000.00	\$56.89	\$5,632.00	\$5,444.00	\$0.00	\$0.00	\$11,976.00
Cape Girardeau County	\$1,200.00	\$25.03	\$450.50	\$292.50	\$0.00	\$100.00	\$843.00
Cape Girardeau West	\$10,500.00	\$136.39	\$8,592.50	\$2788.25	\$0.00	\$0.00	\$11,380.75
Caruthersville	\$1,500.00	\$58.89	\$1,060.00	\$1,845.00	\$0.00	\$0.00	\$2,905.00
Chesterfield	\$4,000.00	\$21.43	\$750.00	\$35.00	\$0.00	\$0.00	\$785.00
Clayton-Ladue	\$9,000.00	\$54.42	\$6,149.00	\$3,590.00	\$0.00	\$0.00	\$9,739.00
Cottleville/ Weldon Spring	\$2,400	\$138.41	\$3,045.00	\$3,235.00	\$0.00	\$0.00	\$6,795.00
Crestwood/ Sunset Hills	\$4,000	\$134.46	\$6,185.00	\$6,650.00	\$0.00	\$0.00	\$12,835.00
De Soto	\$0	\$5.88	\$200.00	\$0.00	\$0.00	\$0.00	\$200.00
Des Peres	\$5,000	\$121.08	\$6,296.00	\$3,235.00	\$0.00	\$0.00	\$9,531.00
Dexter	\$1,500	\$78.26	\$1,800.00	\$0.00	\$0.00	\$0.00	\$1,800.00
Ellington	\$ 400.00	\$0	\$0.00	\$600.00	\$0.00	\$0.00	\$600.00
Eureka	\$1,500.	\$4.75	\$95.00	\$420.00	\$0.00	\$0.00	\$515.00
Farmington	\$00	\$0	\$0.00	\$0.00	\$0.00	\$0.00	\$ 0.00
Ferguson	\$2,500	\$51.25	\$1,435.00	\$0.00	\$0.00	\$0.00	\$1,435.00
Festus/ Crystal City	\$3,000.00	\$53.18	\$3,510.00	\$1299.50	\$0.00	\$0.00	\$4,809.50
Florissant	\$6,000.00	\$174.24	\$14,985.00	\$2,500.00	\$2,800.00	\$0.00	\$20,285.00
Fredericktown	\$1,000.00	\$21.74	\$500.00	\$0.00	\$0.00	\$0.00	\$500.00
Hannibal	\$3,200.00	\$50.77	\$3,706.00	\$1,497.00	\$0.00	\$0.00	\$5,203.00
Hayti	\$1,000.	\$0	\$0.00	\$150.00	\$0.00	\$0.00	\$150.00
High Ridge	\$1,500	\$50.44	\$1,614.00	\$900.00	\$0.00	\$0.00	\$2,514.00
Hillsboro	\$0	\$1.56	\$50.00	\$895.00	\$0.00	\$0.00	\$945.00
Ironton	\$0	\$0	\$0.00	\$50.00	\$0.00	\$0.00	\$50.00
Jackson	\$7,500	\$122.23	\$9,289.72	\$1,547.50	\$0.00	\$0.00	\$10,837.22
Kennett	\$3,000	\$60.92	\$2,315.00	\$1,200.00	\$0.00	\$0.00	\$3,515.00
Kirkwood	\$12,000.	\$115.59	\$14,795.00	\$4,050.00	\$0.00	\$0.00	\$18,845.00

**Report updated as of 08/06/07**

Club Name	Annual Programs Goal	Per Capita	Annual Programs	Polio Eradication	Other Restricted Giving	Permanent Fund	Total
Lambert Airport	\$2,500	\$143.37	\$3,010.77	\$3,345.44	\$0.00	\$0.00	\$6,356.21

Louisiana	\$3,000	\$162.53	\$6,989.00	\$2,337.50	\$0.00	\$0.00	\$9,326.50
Marble Hill	\$1,200	\$83.33	\$1,000.00	\$0.00	\$0.00	\$0.00	\$1,000.00
Mexico	\$4,000.	\$54.88	\$4,884.75	\$0.00	\$0.00	\$0.00	\$4,884.75
Mid St.Louis County	\$1,500	\$68.00	\$1,360.00	\$900.00	\$0.00	\$0.00	\$2,260.00
Montgomery County	\$00	\$0	\$0.00	\$0.00	\$0.00	\$0.00	\$ 0.00
O'Fallon	\$100	\$87.50	\$2,275.00	\$2,000.00	\$0.00	\$0.00	\$4,275.00
Overland	\$6,000	\$367.40	\$ 8,082.75	\$8,164.47	\$0.00	\$0.00	\$16,247.22
Pacific	\$100	\$6.00	\$120.00	\$230.00	\$0.00	\$0.00	\$350.00
Paris	\$0	\$9.68	\$300.00	\$300.00	\$0.00	\$0.00	\$600.00
Perryville	\$2,500	\$91.85	\$3,674.00	\$0.00	\$0.00	\$0.00	\$3,674.00
Piedmont	\$1,500	\$93.15	\$2,142.55	\$500.00	\$0.00	\$0.00	\$2,642.55
Poplar Bluff	\$4,000.	\$39.22	\$2,000.00	\$2,000.00	\$0.00	\$0.00	\$4,000.00
Potosi	\$350	\$0	\$0.00	\$300.00	\$0.00	\$0.00	\$300.00
Puxico	\$1,000	\$0	\$0.00	\$594.00	\$0.00	\$0.00	\$594.00
Sikeston	\$4,000	\$112.63	\$5,181.00	\$1,600.00	\$0.00	\$0.00	\$6,781.00
St. Charles	\$9,700.00	\$109.98	\$10,888.40	\$570.00	\$0.00	\$0.00	\$11,458.40
St. Charles Sunrise	\$2,500	\$101.66	\$3,151.58	\$668.00	\$0.00	\$0.00	\$3,819.58
St. Clair	\$1,500	\$33.50	\$602.98	\$590.00	\$0.00	\$0.00	\$1,192.98
St. Francois County	\$1,900	\$115.03	\$2,070.60	\$2,500.00	\$0.00	\$0.00	\$4,570.60
St. Louis	\$0	\$28.35	\$7,740.00	\$565.00	\$0.00	\$0.00	\$8,305.00
St. Louis County	\$1,800.	\$53.75	\$1,915.00	\$1,202.00	\$0.00	\$0.00	\$3,117.00
St. Peters	\$2,550	\$130.07	\$4,682.50	\$1,202.00	\$0.00	\$0.00	\$5,929.50
Ste. Genevieve	\$0	\$14.84	\$475.00	\$250.00	\$0.00	\$0.00	\$725.00
Steele	\$0	\$36.92	\$480.00	\$750.00	\$0.00	\$0.00	\$1,230.00
Sullivan	\$1,500	\$13.24	\$622.50	\$84.25	\$0.00	\$0.00	\$706.75
Troy	\$4,000	\$6.84	\$390.00	\$2,122.00	\$0.00	\$0.00	\$2,512.00
Union	\$3,500.	\$24.92	\$1,520.00	\$1,590.00	\$0.00	\$0.00	\$3,110.00
University City -disbanded-	\$0	\$100.00	\$1,000.00	\$0.00	\$0.00	\$0.00	\$1,000.00
Van Buren	\$0	\$0	\$0	\$1,225.00	\$0.00	\$0.00	\$1,225.00
Vandalia	\$1,500	\$14.35	\$330.00	\$1,300.00	\$0.00	\$0.00	\$1,630.00
Warren County	\$0	\$2.31	\$125.00	\$1,000.00	\$0.00	\$0.00	\$1,125.00
Washington	\$12,000	\$69.83	\$8,379.96	\$5,908.34	\$0.00	\$325.20	\$14,613.50
Webster Groves	\$6,000	\$100.99	\$6,868.17	\$4,225.00	\$1,000.00	\$0.00	\$11,193.17
Wentzville	\$3,000	\$59.08	\$4,194.82	\$4,124.00	\$0.00	\$0.00	\$8,318.82
	<b>Goal for Annual Programs</b>	<b>Per Capita</b>	<b>Annual Programs</b>	<b>Polio Eradication</b>	<b>Other Restricted Giving</b>	<b>Permanent Fund</b>	<b>Total</b>
<b>District Total</b>	<b>\$191,400.00 for Annual Programs</b>	<b>\$69.82</b>	<b>\$201,295.05</b>	\$101,244.75	\$7,300.00	\$425.20	\$310,265.00

Top Clubs Ranked by Annual Giving Per Capita	
Overland	\$367.40
Florissant	\$174.24

Louisiana	\$162.53
-----------	----------

Top Clubs Ranked by Total Annual Giving	
Florissant	\$14,985.00
Kirkwood	\$14,795.00
St. Charles	\$10,888.40

# Rotary Foundation Giving Report

## 2003-2004 Rotary Year

Club Name	Annual Programs Goal	Per Capita	Annual Programs	Polio Eradication	Restricted Giving	Permanent Fund	Total
Arnold	\$6,500.	\$85.53	\$6,500.00	\$2,000.00	\$ 0.00	\$ 0.00	\$8,500.00
Ballwin/ Metro West	\$1,500.	\$12.63	\$240.00	\$166.00	\$ 0.00	\$ 0.00	\$406.00
Bell City	\$1,500.	\$9.29	\$130.00	\$500.00	\$ 0.00	\$ 0.00	\$630.00
Bowling Green	\$4,000.	\$100.29	\$5,215.00	\$2,065.00	\$ 0.00	\$ 0.00	\$7,280.00
Campbell	\$100.	\$11.11	\$100.00		\$ 0.00	\$ 0.00	\$100.00
Cape Girardeau	\$9,175.	\$127.17	\$11,445.00	\$300.00	\$ 0.00	\$ 0.00	\$11,745.00
Cape Girardeau County	\$1,800.	\$19.19	\$345.50		\$ 0.00	\$ 0.00	\$345.50
Cape Girardeau West	\$9,500.	\$180.85	\$12,478.50	\$200.00	\$ 0.00	\$ 0.00	\$12,678.50
Caruthersville	\$1,500.	\$42.50	\$850.00	\$90.00	\$ 0.00	\$ 0.00	\$940.00
Chesterfield	\$4,000.	\$133.97	\$5,225.00	\$3,685.00	\$ 0.00	\$ 0.00	\$8,910.00
Clayton-Ladue	\$6,000.	\$92.34	\$9,141.96	\$2,620.00	\$0.00	\$ 0.00	\$11,761.96
Cottleville/ Weldon Spring	\$ 2,000.	\$119.84	\$2,277.00	\$4,260.00	\$ 0.00	\$ 0.00	\$6,537.00
Crestwood/ Sunset Hills	\$4,600.	\$181.38	\$8,525.00	\$1,290.	\$ 0.00	\$ 0.00	\$9,815.00
De Soto	\$0.00	\$16.18	\$501.48	\$745.00	\$ 0.00	\$ 0.00	\$1,246.48
Des Peres	\$4,000.	\$148.10	\$7,405.00	\$875.00	\$ 0.00	\$ 0.00	\$8,280.00
Dexter	\$1,500.	\$57.69	\$1,500.00	\$300.00	\$ 0.00	\$ 0.00	\$1,800.00
Ellington	\$600.	\$0	\$ 0.00	\$600.00	\$ 0.00	\$ 0.00	\$600.00
Eureka	\$1,000.	\$50.00	\$1,000.00	\$980.00	\$ 0.00	\$ 0.00	\$1,980.00
Farmington	\$0.00	\$0	\$ 0.00	\$700.00	\$ 0.00	\$ 0.00	\$700.00
Ferguson	\$2,500.	\$107.41	\$2,900.00	\$100.00	\$ 0.00	\$ 0.00	\$3,000.00
Festus/ Crystal City	\$6,000.	\$100.34	\$7,325.00	\$101.00	\$ 0.00	\$ 0.00	\$7,426.00
Florissant	\$6,000.	\$65.92	\$5,537.00		\$10,880.00	\$ 0.00	\$16,417.00
Fredericktown	\$0.00	\$0	\$0.00		\$ 0.00	\$ 0.00	\$0.00
Hannibal	\$3,200.	\$30.61	\$2,173.00	\$1,657.00	\$0.00	\$ 0.00	\$3,830.00
Hayti	\$1,000.	\$40.00	\$1,000.00		\$ 0.00	\$ 0.00	\$1,000.00
High Ridge	\$2,500.	\$123.41	\$4,196.00	\$100.00	\$0.00	\$ 0.00	\$4,296.00
Hillsboro	\$0.00	\$2.78	\$100.00	\$100.00	\$ 0.00	\$ 0.00	\$200.00
Ironton	\$0.00	\$0	\$ 0.00		\$ 0.00	\$ 0.00	\$ 0.00
Jackson	\$7,500.	\$109.91	\$8,792.60	\$94.00	\$ 0.00	\$ 0.00	\$8,886.60
Kennett	\$2,500.	\$87.59	\$2,803.00	\$0.00	\$ 0.00	\$ 0.00	\$2,803.00
Kirkwood	\$9,000.	\$89.53	\$10,565.00	\$3,250.00	\$ 0.00	\$ 0.00	\$13,815.00

Report updated as of 08/06/07							
Club Name	Annual Programs Goal	Per Capita	Annual Programs	Polio Eradication	Restricted Giving	Permanent Fund	Total
Lambert Airport	\$1,500.	\$201.67	\$3,831.70	\$1,968.11	\$0.00	\$ 0.00	\$5,799.81
Louisiana	\$4,000.	\$161.71	\$6,145.00	\$450.00	\$0.00	\$ 0.00	\$6,595.00
Marble Hill	\$1,500.	\$0	\$0		\$ 0.00	\$ 0.00	\$0
Mexico	\$5,000.	\$70.77	\$6,156.75	\$4,228.75	\$ 0.00	\$ 0.00	\$10,385.50
Mid St.Louis County	\$2,000.	\$119.44	\$2,150.00	\$50.00	\$0.00	\$ 0.00	\$2,200.00
Montgomery County	\$0.00	\$0	\$ 0.00		\$ 0.00	\$ 0.00	\$ 0.00
O'Fallon	\$2,600.	\$105.04	\$2,731.00		\$0.00	\$ 0.00	\$2,731.00
Overland	\$7,000.	\$462.62	\$11,565.38	\$5,808.54	\$4,800.00	\$ 0.00	\$22,173.92
Pacific	\$183.	\$ 0.00	\$ 0.00	\$170.00	\$0.00	\$ 0.00	\$170.00
Paris	\$600.	\$12.04	\$325.00		\$0.00	\$ 0.00	\$325.00
Perryville	\$2,500.	\$76.05	\$2,966.00	\$1,000.00	\$ 0.00	\$ 0.00	\$3,966.00
Piedmont	\$2,500.	\$91.52	\$2,654.05	\$500.00	\$ 0.00	\$ 0.00	\$3,154.05
Poplar Bluff	\$1,000.	\$60.78	\$3,100.00		\$ 0.00	\$0	\$3,100.00
Potosi	\$333.	\$0	\$ 0.00		\$ 0.00	\$ 0.00	\$ 0.00
Puxico	\$1,000.	\$26.24	\$446.00		\$ 0.00	\$ 0.00	\$446.00
Sikeston	\$4,000.	\$140.75	\$5,630.00		\$ 0.00	\$ 0.00	\$5,630.00
St. Charles	\$10,000.	\$57.99	\$5,915.00	\$4,916.00	\$0.00	\$ 0.00	\$10,831.00
St. Charles Sunrise	\$4,000.	\$100.00	\$3,100.00	\$2,282.61	\$ 0.00	\$ 0.00	\$5,382.61
St. Clair	\$850.	\$30.75	\$615.00	\$932.00	\$ 0.00	\$ 0.00	\$1,547.00
St. Francois County	\$1,500.	\$141.09	\$2,539.70	\$950.00	\$ 0.00	\$ 0.00	\$3,489.70
St. Louis	\$3,000.	\$69.49	\$17,165.00	\$680.00	\$200.00	\$0	\$18,045.00
St. Louis County	\$3,000.	\$122.06	\$4,150.00	\$1,900.00	\$0.00	\$ 0.00	\$6,050.00
St. Peters	\$3,300.	\$130.28	\$4,690.00	\$1,197.00	\$ 0.00	\$ 0.00	\$5,787.00
Ste. Genevieve	\$0.00	\$10.00	\$300.00		\$ 0.00	\$ 0.00	\$300.00
Steele	\$100.	\$100.00	\$1,000.00		\$ 0.00	\$ 0.00	\$1,000.00
Sullivan	\$1,000.	\$27.33	\$1,312.00	\$830.00	\$ 0.00	\$ 0.00	\$2,142.00
Troy	\$3,000.	\$46.54	\$2,327.20		\$ 0.00	\$ 0.00	\$2,327.20
Union	\$500.	\$38.00	\$2,318.00	\$500.00	\$ 0.00	\$ 0.00	\$2,818.00
Van Buren	\$200.	\$22.49	\$427.40		\$0.00	\$ 0.00	\$427.40
Vandalia	\$ 1,500.	\$16.67	\$400.00	\$200	\$ 0.00	\$ 0.00	\$600.00
Warren County	\$0.00	\$5.88	\$300.00		\$ 0.00	\$ 0.00	\$300.00
Washington	\$12,000.	\$234.31	\$29,053.98	\$18,406.00	\$10,000.00	\$162.60	\$57,622.58
Webster Groves	\$7,000.	\$124.85	\$8,490.00	\$650.00	\$ 0.00	\$ 0.00	\$9,140.00
Wentzville	\$0.00	\$30.48	\$2,255.50	\$4,035.00	\$0.00	\$ 0.00	\$6,290.50
D6060			\$2,438.69	\$295.			\$2,733.69
	Reported Goals for Annual Programs	Per Capita	Annual Programs	Polio Eradication	Restricted Giving	Permanent Fund	Total

<b>District Total</b>	<b>\$186,141. for Annual Programs</b>	<b>\$89.39</b>	<b>\$254,769.39</b>	\$77,202.88	\$25,880.00	\$162.60	\$358,014.87
---------------------------	---	----------------	---------------------	-------------	-------------	----------	--------------

<b>Top Clubs Ranked by Annual Giving Per Capita</b>	
Overland	\$462.62
Washington	\$234.31
Lambert-Airport	\$201.67

<b>Top Clubs Ranked by Total Annual Giving</b>	
Washington	\$ 29,053.98
St. Louis	\$17,165.00
Cape Girardeau West	\$ 12,478.50



## Rotary Foundation Giving Report 2004-2005 Rotary Year

Club Name	Annual Programs Goal	Per Capita	Annual Programs	Polio Eradication	Restricted Giving	Permanent Fund	Total
<b>BOLD TYPE</b> indicates a club that has reached or exceeded \$100 per member for APF giving.							
<b>Arnold</b>	<b>\$7,200.</b>	<b>\$181.52</b>	<b>\$12,525.</b>	\$1,000.	\$ 0.00	\$ 0.00	\$13,525.
<b>Ballwin/ Metro West</b>	<b>\$1,000.</b>	<b>\$100.00</b>	<b>\$1,900.00</b>	\$1,011.	\$ 0.00	\$ 0.00	\$2,911.
Bell City	\$1,300.	\$0.00	\$ 0.00	\$400.	\$ 0.00	\$ 0.00	\$400.
<b>Bowling Green</b>	<b>\$5,000.</b>	<b>\$115.49</b>	<b>\$5,774.50</b>	\$3,370.00	\$ 0.00	\$ 0.00	\$9,144.50
Campbell	\$100.	\$75.00	\$600.		\$ 0.00	\$ 0.00	\$600.
<b>Cape Girardeau</b>	<b>\$9,000.</b>	<b>\$139.45</b>	<b>\$12,410.94</b>		\$ 0.00	\$ 0.00	\$12,410.94
Cape Girardeau County	\$1,500.	\$95.24	\$1,619.		\$ 0.00	\$ 0.00	\$1,619.
<b>Cape Girardeau West</b>	<b>\$11,500.</b>	<b>\$100.08</b>	<b>\$6,505.</b>	\$411.75	\$ 0.00	\$ 0.00	\$6,911.75
Caruthersville	\$1,500.	\$14.97	\$299.43	\$0.00	\$ 0.00	\$ 0.00	\$299.43
Chesterfield	\$3,500.	\$21.62	\$735.00	\$35.	\$ 0.00	\$ 0.00	\$770.
<b>Clayton-Ladue</b>	<b>\$8,800.</b>	<b>\$113.27</b>	<b>\$9,741.06</b>	\$850.	\$0.00	\$ 0.00	\$10,591.06
<b>Cottleville/ Weldon Spring</b>	<b>\$2,375.</b>	<b>\$148.50</b>	<b>\$2,970.</b>	\$5,590.	\$ 0.00	\$ 0.00	\$8,560.
<b>Crestwood/ Sunset Hills</b>	<b>\$7,420.</b>	<b>\$200.66</b>	<b>\$10,635.</b>	\$1,480.	\$ 0.00	\$ 0.00	\$12,115.
De Soto	\$3,000.	\$29.76	\$803.53	\$0.00	\$ 0.00	\$ 0.00	\$803.53
<b>Des Peres</b>	<b>\$7,000.</b>	<b>\$169.38</b>	<b>\$8,130.</b>	\$1,557.	\$ 0.00	\$ 0.00	\$9,687.
Dexter	\$1,500.	\$57.69	\$1,500.	\$700.	\$ 0.00	\$ 0.00	\$2,200.
Ellington	\$300.	\$41.67	\$500.		\$ 0.00	\$ 0.00	\$500.
Eureka	\$500.	\$26.92	\$350.	\$625.	\$ 0.00	\$ 0.00	\$975.
Farmington	\$100.	\$0	\$ 0.00		\$ 0.00	\$ 0.00	\$0.00
Ferguson	\$2,300.	\$21.74	\$500.00		\$ 0.00	\$ 0.00	\$500.00
<b>Festus/ Crystal City</b>	<b>\$6,000.</b>	<b>\$100.01</b>	<b>\$8,401.</b>		\$ 0.00	\$ 0.00	\$8,401.
<b>Florissant</b>	<b>\$8,600.</b>	<b>\$101.40</b>	<b>\$8,720.72</b>		\$0.00	\$ 0.00	\$8,720.72
Fredericktown	\$0.00	\$29.17	\$700.00		\$ 0.00	\$ 0.00	\$700.00
Hannibal	\$2,500.	\$26.89	\$1,694.00	\$1,377.	\$0.00	\$ 0.00	\$3,071.
Hayti	\$1,000.	\$0	\$0.00		\$ 0.00	\$ 0.00	\$0.00
<b>High Ridge</b>	<b>\$3,400.</b>	<b>\$136.18</b>	<b>\$5,038.76</b>	\$500.	\$0.00	\$ 0.00	\$5,538.76
Hillsboro	\$468.	\$0	\$0.00	\$1,350.	\$ 0.00	\$ 0.00	\$1,350.
Ironton	\$60.	\$0	\$0.00	\$100.	\$ 0.00	\$ 0.00	\$100.
<b>Jackson</b>	<b>\$7,500.</b>	<b>\$153.20</b>	<b>\$15,381.68</b>	\$927.	\$ 0.00	\$ 0.00	\$16,308.68
<b>Kennett</b>	<b>\$2,500.</b>	<b>\$156.74</b>	<b>\$4,232.01</b>	\$0.00	\$ 0.00	\$ 0.00	\$4,232.01
<b>Kirkwood</b>	<b>\$10,000.</b>	<b>\$133.63</b>	<b>\$15,768.50</b>	\$11,156.	\$ 0.00	\$ 0.00	\$26,924.50

Report updated as of 08/06/07							
Club Name	Annual Programs Goal	Per Capita	Annual Programs	Polio Eradication	Restricted Giving	Permanent Fund	Total
Lambert Airport	\$2,500.	\$259.57	\$5,191.38	\$2,210.69	\$0.00	\$0.00	\$7,402.07
Louisiana	\$7,899.10	\$177.83	\$7,468.75	\$558.00	\$0.00	\$0.00	\$8,026.75
Marble Hill	\$900.	\$71.43	\$500.	\$150.	\$ 0.00	\$0.00	\$650.
Mexico	\$8,500.	\$22.79	\$1,914.	\$1,771.25	\$ 0.00	\$0.00	\$3,685.25
Mid St.Louis County	\$1,500.	\$143.85	\$1,870.	\$50.	\$250.00	\$0.00	\$2,170.
Montgomery County	\$50.	\$1.92	\$50.00	\$150.	\$ 0.00	\$0.00	\$200.00
O'Fallon	\$2,600.	\$100.	\$2,400.		\$0.00	\$0.00	\$2,400.
Overland	\$10,000.	\$415.09	\$11,207.41	\$4,775.	\$0.00	\$0.00	\$15,982.41
Pacific	\$150.	\$33.30	\$333.00	\$200.	\$0.00	\$0.00	\$533.
Paris	\$1,000.	\$100.00	\$2,600.		\$0.00	\$0.00	\$2,600.
Perryville	\$3,500.	\$104.14	\$3,020.		\$ 0.00	\$0.00	\$3,020.
Piedmont	\$2,800.	\$137.63	\$4,129.	\$500.	\$ 0.00	\$0.00	\$4,629.
Poplar Bluff	\$3,000.	\$100.	\$5,000.		\$8,000.	\$0.00	\$13,000.
Potosi	\$100.	\$0.00	\$0.00	\$350.	\$0.00	\$0.00	\$350.
Puxico	\$2,000.	\$21.73	\$434.55		\$0.00	\$0.00	\$434.55
Sikeston	\$4,100.	\$154.08	\$6,163.		\$0.00	\$0.00	\$6,163.
St. Charles	\$9,000.	\$107.72	\$10,340.95	\$2,030.	\$2,723.	25,334.20	\$40,428.15
St. Charles Sunrise	\$3,000.	\$0.00	\$0.00		\$0.00	\$0.00	\$0.00
St. Clair	\$750.	\$51.26	\$973.99		\$0.00	\$0.00	\$973.99
St. Francois County	\$2,400.	\$153.96	\$3,849.	\$0.00	\$0.00	\$0.00	\$3,849.
St. Louis	\$4,000.	\$44.62	\$10,665.	\$8,755.	\$470.	\$0.00	\$19,890.
St. Louis County	\$4,000.	\$209.53	\$6,705.	\$1,898.	\$0.00	\$0.00	\$8,603.
St. Peters	\$3,850.	\$120.78	\$3,865.	\$1,122.	\$0.00	\$0.00	\$4,987.
Ste. Genevieve	\$500.	\$0.94	\$30.00	\$3,350.	\$0.00	\$0.00	\$3,380.
Steele	\$1,000.	\$381.25	\$3,050.		\$0.00	\$0.00	\$3,050.
Sullivan	\$1,500.	\$163.33	\$ 7,350.	\$117.	\$0.00	\$0.00	\$5,467.
Troy	\$3,000.	\$28.26	\$1,300.00	\$3,278.	\$ 0.00	\$0.00	\$4,578.
Union	\$3,000.	\$52.75	\$3,481.50	\$0.00	\$ 0.00	\$0.00	\$3,481.50
Van Buren	\$300.	\$32.31	\$517.		\$0.00	\$0.00	\$517.
Vandalia	\$1,000.	\$100.	\$2,700.00	\$1,500.	\$ 0.00	\$0.00	\$4,200.
Warren County	\$300.	\$0.00	\$0.00	\$1,000.	\$ 0.00	\$0.00	\$1,000.00
Washington	\$14,595.	\$201.11	\$27,753.59	\$1,089.50	\$0.00	\$162.60	\$29,005.09
Webster Groves	\$10,000.	\$142.68	\$10,130.	\$0.00	\$0.00	\$0.00	\$10,130.
Wentzville	\$8,000.	\$73.13	\$5,558.	\$1,228.50	\$0.00	\$0.00	\$6,786.50
D6060			\$1,176.				\$1,176.
Sum Total of Goals Reported for Annual Programs	\$237,718.10 for Annual Programs	Per Capita	Annual Programs	Polio Eradication	Restricted Giving	Permanent Fund	Total

by all D6060 clubs:							
	<b>Current District Totals:</b>	<b>\$103.01</b>	<b>\$289,161.25</b>	\$67,882.69	\$13,973.	\$25,496.80	\$396,513.74

**Current  
District  
Totals:**

**\$103.01**

**\$289,161.25**

\$67,882.69

\$13,973.

\$25,496.80

\$396,513.74
--------------

Top Clubs Ranked by Annual Giving Per Capita	
Overland	\$415.09
Steele	\$381.25
Lambert Airport	\$259.57

Top Clubs Ranked by Total Annual Giving	
Washington	\$27,753.59
Kirkwood	\$15,576.50
Jackson	\$15,381.68

[illegible]

Donated \$100 or more per member  
to the Annual Programs Fund of our  
Rotary Foundation


# Rotary Foundation Giving Report

## 2005-2006 Rotary Year


Club Name	Annual Programs Goal	Per Capita	Annual Programs	Polio Eradication	Restricted Giving	Permanent Fund	Total
<b>Arnold</b>	<b>\$7,900.</b>	<b>\$102.47</b>	<b>\$8,300.</b>	\$0.00	\$ 0.00	\$ 0.00	\$8,300.
<b>Ballwin/Metro West</b>	<b>\$1,800.</b>	<b>\$100.00</b>	<b>\$1,900.</b>	\$0.00	\$ 0.00	\$ 0.00	\$1,900.
Bell City	\$1,000.	\$0.00	\$ 0.00	\$0.00.	\$ 0.00	\$ 0.00	\$0.00
Bowling Green	\$5,000.	\$63.04	\$2,900.	\$0.00	\$ 0.00	\$ 0.00	\$2,900.
Campbell	\$200.	\$22.22	\$200.	\$100.	\$ 0.00	\$ 0.00	\$300.
<b>Cape Girardeau</b>	<b>\$9,000.</b>	<b>\$147.73</b>	<b>\$12,704.75</b>	\$0.00	\$ 0.00	\$ 0.00	\$12,704.75
Cape Girardeau County	\$1,530.	\$26.58	\$505.	\$0.00	\$ 0.00	\$ 0.00	\$505.
<b>Cape Girardeau West</b>	<b>\$7,100.</b>	<b>\$107.39</b>	<b>\$7,410.</b>	\$0.00	\$ 0.00	\$ 0.00	\$7,410.
Caruthersville	\$1,000.	\$9.86	\$207.	\$0.00	\$ 0.00	\$ 0.00	\$207.
<b>Chesterfield</b>	<b>\$3,700.</b>	<b>\$108.33</b>	<b>\$3,900.</b>	\$1,000.	\$ 0.00	\$ 0.00	\$4,900.
<b>Clayton-Ladue</b>	<b>\$8,500.</b>	<b>\$109.61</b>	<b>\$8,988.</b>	\$0.00	\$0.00	\$21,585.02	\$30,573.02
<b>Cottleville/Weldon Spring</b>	<b>\$2,400.</b>	<b>\$134.25</b>	<b>\$2,685.</b>	\$0.00	\$0.00	\$ 0.00	\$2,685.
<b>Crestwood/Sunset Hills</b>	<b>\$7,500.</b>	<b>\$204.59</b>	<b>\$10,434.</b>	\$0.00	\$0.00	\$ 0.00	\$10,434.
De Soto	\$1,250.	\$4.35	\$100.	\$250.	\$0.00	\$ 0.00	\$350.
<b>Des Peres</b>	<b>\$6,775.</b>	<b>\$293.19</b>	<b>\$13,780.</b>	\$0.00	\$0.00	\$ 0.00	\$13,780.
Dexter	\$1,500.	\$65.22	\$1,500.	\$0.00	\$0.00	\$ 0.00	\$1,500.
<b>Ellington</b>	<b>\$1,200.</b>	<b>\$100.00</b>	<b>\$1,200.</b>	\$0.00	\$0.00	\$ 0.00	\$1,200.
Eureka	\$100.	\$44.44	\$400.	\$0.00	\$ 0.00	\$ 0.00	\$400.
Farmington	\$1.	\$0.00	\$0.00	\$0.00	\$ 0.00	\$ 0.00	\$0.00
Ferguson	\$1,800.	\$65.22	\$1,500.	\$0.00	\$ 0.00	\$ 0.00	\$1,500.
<b>Festus/Crystal City</b>	<b>\$8,000.</b>	<b>\$104.90</b>	<b>\$8,812.</b>	\$0.00	\$0.00	\$ 0.00	\$8,812.
<b>Florissant</b>	<b>\$8,400.</b>	<b>\$224.32</b>	<b>\$18,394.</b>	\$75.	\$0.00	\$ 0.00	\$18,469.
<b>Fredericktown</b>	<b>\$500.</b>	<b>\$113.64</b>	<b>\$2,500.</b>	\$0.00	\$ 0.00	\$ 0.00	\$2,500.
Hannibal	\$2,500.	\$11.32	\$747.	\$0.00.	\$0.00	\$ 0.00	\$747.
Hayti	\$1.	\$41.67	\$1,000.	\$0.00	\$ 0.00	\$ 0.00	\$1,000.
<b>High Ridge</b>	<b>\$4,200.</b>	<b>\$106.84</b>	<b>\$4,060.</b>	\$0.00	\$0.00	\$ 0.00	\$4,060.
Hillsboro	\$820.	\$30.14	\$1,266.08	\$0.00	\$ 0.00	\$ 0.00	\$1,266.08
<b>Jackson</b>	<b>\$8,000.</b>	<b>\$134.48</b>	<b>\$10,758.70</b>	\$221.	\$ 0.00	\$ 0.00	\$10,979.70
<b>Kennett</b>	<b>\$2,700.</b>	<b>\$113.46</b>	<b>\$2,950.</b>	\$0.00	\$ 0.00	\$ 0.00	\$2,950.
<b>Kirkwood</b>	<b>\$10,000.</b>	<b>\$107.91</b>	<b>\$11,870.</b>	\$100.	\$ 0.00	\$ 0.00	\$11,970.

Report updated as of 08/06/07							
Club Name	Annual Programs Goal	Per Capita	Annual Programs	Polio Eradication	Restricted Giving	Permanent Fund	Total
Lambert Airport	\$3,539.70	\$193.47	\$3,676.	\$0.00	\$0.00	\$0.00	\$3,626.
Louisiana	\$4,500.	\$111.47	\$5,127.50	\$0.00	\$0.00	\$0.00	\$5,127.50
Mexico	\$8,500.	\$32.85	\$2,792.	\$0.00	\$1,000.	\$0.00	\$3,792.
Montgomery County	\$300.	\$25.	\$550.	\$0.00	\$ 0.00	\$0.00	\$550.
O'Fallon	\$2,400.	\$104.35	\$2,400.	\$0.00	\$0.00	\$0.00	\$2,400.
Overland	\$11,000.	\$338.02	\$8,450.56	\$0.00	\$0.00	\$0.00	\$8,450.56
Pacific	\$450.	\$0.00	\$0.00	\$0.00	\$0.00	\$0.00	\$0.00
Paris	\$2,300.	\$33.04	\$859.	\$0.00	\$0.00	\$0.00	\$859.
Perryville	\$2,200.	\$111.50	\$2,453.	\$0.00	\$ 0.00	\$0.00	\$2,453.
Piedmont	\$3,000.	\$115.56	\$3,929.	\$0.00	\$ 0.00	\$0.00	\$3,929.
Poplar Bluff	\$5,100.	\$100.	\$4,700.	\$0.00	\$0.00	\$0.00	\$4,700.
Potosi	\$550.	\$0.00	\$0.00	\$0.00	\$0.00	\$0.00	\$0.00
Puxico	\$425.	\$0.00	\$0.00	\$0.00	\$0.00	\$0.00	\$0.00
Sikeston	\$4,300.	\$111.37	\$5,123.	\$0.00	\$0.00	\$0.00	\$5,123.
St. Charles	\$9,600.	\$127.79	\$11,117.50	\$0.00	\$0.00	\$0.00	\$11,117.50
St. Charles Sunrise	\$2,800.	\$100.21	\$2,906.	\$530.	\$0.00	\$0.00	\$3,436.
St. Clair	\$300.	\$8.33	\$125.	\$0.00	\$0.00	\$0.00	\$125.
St. Francois County	\$3,338.63	\$159.24	\$3,662.50	\$0.00	\$0.00	\$0.00	\$3,662.50
St. Louis	\$3,000.	\$43.83	\$10,125.	\$0.00	\$0.00	\$0.00	\$10,125.
St. Louis County	\$4,000.	\$138.55	\$4,295.	\$0.00	\$0.00	\$0.00	\$4,295.
St. Peters	\$3,300.	\$151.21	\$4,385.	\$0.00	\$0.00	\$0.00	\$4,385.
Ste. Genevieve	\$500.	\$18.75	\$600.	\$0.00	\$0.00	\$0.00	\$600.
Steele	\$1,000.	\$46.11	\$415.		\$0.00	\$0.00	\$415.
Sullivan	\$5,600.	\$134.91	\$6,071.	\$280.	\$0.00	\$0.00	\$6,351.
Troy	\$4,400.	\$34.45	\$1,516.		\$ 0.00	\$0.00	\$1,516.
Union	\$3,245.	\$57.76	\$3,350.	\$0.00	\$ 0.00	\$0.00	\$3,350.
Van Buren	\$360.	\$29.23	\$380.		\$0.00	\$0.00	\$380.
Vandalia	\$2,400.	\$100.	\$2,500.	\$0.00	\$ 0.00	\$0.00	\$2,500.
Warren County	\$1,550.	\$65.89	\$3,690.	\$0.00	\$ 0.00	\$0.00	\$3,690.
Washington	\$22,050.	\$163.91	\$25,241.79	\$75.	\$0.00	\$0.00	\$25,316.79
Webster Groves	\$11,200.	\$133.92	\$9,642.	\$0.00	\$0.00	\$0.00	\$9,642.
Wentzville	\$4,000.	\$132.40	\$10,327.15	\$0.00	\$0.00	\$0.00	\$10,327.15
D6060			\$1,000.				\$1,000.
Sum Total of Goals Reported for Annual Programs by all D6060 clubs:	\$245,805.33 for Annual Programs	Per Capita	Annual Programs	Polio Eradication	Restricted Giving	Permanent Fund	Total
		\$103.55	\$282,380.53	\$1,631.	\$1,000.	\$21,872.62	\$306,884.15

	Current District Totals:					
--	--------------------------------	--	--	--	--	--

Top Clubs Ranked by Annual Giving Per Capita	
Overland	\$ 338.02
Des Peres	\$ 293.19
Florissant	\$ 224.32

Top Clubs Ranked by Total Annual Giving	
Washington	\$ 25,241.79
Florissant	\$18,394.
Des Peres	\$ 13,780.





## Rotary Foundation Giving Report 2006-2007 Rotary Year

Club Name	Annual Programs Goal	Per Capita	Annual Programs	Polio Eradication	Restricted Giving	Permanent Fund	Total
<b>Bold type</b> indicates a club that has reached or exceeded \$100 per member in Annual Programs Fund giving							
<b>Arnold</b>	<b>\$8,300.</b>	<b>\$111.84</b>	<b>\$8,500.</b>				\$8,500.
<b>Ballwin/ Metro West</b>	<b>\$2,000.</b>	<b>\$140.</b>	<b>\$2,800.</b>				\$2,800.
Bell City	\$500.	\$30.25	\$363.				\$363.
Bowling Green	\$4,800.	\$85.50	\$3,420.				\$3,420.
Campbell	\$200.	\$20.91	\$230.				\$230.
<b>Cape Girardeau</b>	<b>\$9,975.</b>	<b>\$117.98</b>	<b>\$10,382..</b>	\$34.50			\$10,416.50
Cape Girardeau County	\$1,700.	\$52.94	\$847.				\$847.
<b>Cape Girardeau West</b>	<b>\$7,400.</b>	<b>\$106.22</b>	<b>\$7,860.</b>				\$7,860.
Caruthersville	\$1,000.	\$19.00	\$342.07				\$342.07
<b>Chesterfield</b>	<b>\$4,200.</b>	<b>\$115.88</b>	<b>\$4,635.</b>				\$4,635.
<b>Clayton-Ladue</b>	<b>\$8,100.</b>	<b>\$111.90</b>	<b>\$8,952.20</b>				\$8,952.20
<b>Cottleville/ Weldon Spring</b>	<b>\$2,640.</b>	<b>\$353.57</b>	<b>\$8,132.</b>				\$8,132.
<b>Crestwood/ Sunset Hills</b>	<b>\$7,500.</b>	<b>\$231.11</b>	<b>\$12,249.</b>				\$12,249.
De Soto	\$2,100.	\$71.79	\$1,722.90				\$1,722.90
<b>Des Peres</b>	<b>\$7,150.</b>	<b>\$277.45</b>	<b>\$13,872.50</b>				\$13,872.50
Dexter	\$1,500.	\$61.20	\$1,530.				\$1,530.
<b>Ellington</b>	<b>\$1,600.</b>	<b>\$109.29</b>	<b>\$1,530.</b>				\$1,530.
Farmington	\$800	\$26.25	\$210.				\$210.
Ferguson	\$2,000.	\$20.	\$360.				\$360.
<b>Festus/ Crystal City</b>	<b>\$8,800.</b>	<b>\$123.49</b>	<b>\$9,385.</b>				\$9,385.
Florissant	\$9,480.	\$60.94	\$4,631.69				\$4,631.69
Fredericktown	\$500.	\$30.45	\$670.				\$670.
Hannibal	\$2,500.	\$17.91	\$1,182.				\$1,182.
Hayti	\$220.	\$10.48	\$220.				\$220.
<b>High Ridge</b>	<b>\$3,800.</b>	<b>\$300.15</b>	<b>\$10,205.</b>				\$10,205.
Hillsboro	\$1,500.	\$42.89	\$1,630.				\$1,630.
<b>Jackson</b>	<b>\$7,800.</b>	<b>\$115.88</b>	<b>\$9,270.64</b>	\$135.			\$9,405.58
Kennett	\$2,500.	\$82.67	\$2,480.				\$2,480.
<b>Kirkwood</b>	<b>\$11,000.</b>	<b>\$101.86</b>	<b>\$11,001.16</b>				\$11,001.16

Report updated as of 08/06/07							
Club Name	Annual Programs Goal	Per Capita	Annual Programs	Polio Eradication	Restricted Giving	Permanent Fund	Total
Lambert Airport	\$4,000.	\$171.12	\$2,909.				\$2,909.
Louisiana	\$5,400.	\$155.26	\$6,831.58				\$6,831.58
Mexico	\$8,500.	\$134.60	\$11,306.				\$11,306.
Montgomery County	\$250.	\$65.71	\$1,380.				\$1,380.
O'Fallon	\$3,000.	\$120.65	\$2,775.				\$2,775.
Overland	\$8,100.	\$393.61	\$9,446.64				\$9,446.64
Pacific	\$450.	\$66.36	\$730.				\$730.
Paris	\$1,500.	\$26.80	\$670.				\$670.
Perryville	\$2,500.	\$100.90	\$2,623.50				\$2,623.50
Piedmont	\$3,885.	\$141.58	\$5,097.				\$5,097.
Poplar Bluff	\$5,100.	\$128.61	\$5,273.				\$5,273.
Potosi	\$1,100.	\$100.	\$1,000.				\$1,000.
Puxico	\$280.	\$14.26	\$213.90				\$213.90
Sikeston	\$4,700.	\$117.55	\$5,525.				\$5,525.
St. Charles	\$8,500.	\$118.89	\$9,749.				\$9,749.
St. Charles Sunrise	\$2,800.	\$103.70	\$2,800.				\$2,800.
St. Clair	\$1,500.	\$132.00	\$1,848.				\$1,848.
St. Francois County	\$3,670.	\$162.88	\$4,235.				\$4,235.
St. Louis	\$3,500.	\$72.73	\$16,655.			\$250.	\$16,905.
St. Louis County	\$4,000.	\$173.90	\$5,391.	\$26.			\$5,417.
St. Peters	\$2,900.	\$149.42	\$3,885.				\$3,885.
Ste. Genevieve	\$600.	\$72.81	\$2,330.				\$2,330.
Steele	\$500.	\$3.00	\$30				\$30.
Sullivan	\$6,160.	\$100.00	\$6,100.				\$4,700.
Troy	\$4,300.	\$107.75	\$4,310.				\$4,310.
Union	\$3,600.	\$100.	\$5,800.				\$5,800.
Van Buren	\$1,600.	\$23.57	\$330.				\$330.
Vandalia	\$2,300.	\$108.26	\$2,490.				\$2,490.
Warren County	\$6,500	\$103.65	\$6,530.				\$6,530.
Washington	\$16,000.	\$120.32	\$18,048.12			\$162.60	\$18,210.72
Webster Groves	\$7,100.	\$155.68	\$11,053.				\$11,053.
Wentzville	\$9,545	\$137.31	\$11,122.50				\$11,122.50
D6060			\$1,418.44				\$1,418.44
Sum Total of Goals Reported for Annual Programs	\$257,406. for Annual Programs	Per Capita	Annual Programs	Polio Eradication	Restricted Giving	Permanent Fund	Total



[illegible]

# Rotary Foundation Giving Report 2007-2008 Rotary Year


Club Name	Annual Programs Goal	Per Capita	Annual Programs	Polio Eradication	Restricted Giving	Permanent Fund	Total
<b>BOLD TYPE</b> indicates a club that has reached or exceeded \$100 per member for APF giving.							
<b>Arnold</b>	<b>\$7,800.</b>	<b>\$113.84</b>	<b>\$9,335.</b>	\$1,250.			\$10,585.
<b>Ballwin/ Metro West</b>	<b>\$3,000.</b>	<b>\$100.</b>	<b>\$3,000.</b>				\$3,000.
Bell City	\$750.	\$6.36	\$70.	\$40.			\$110.
Bowling Green	\$4,400.	\$72.37	\$2,750.				\$2,750.
Campbell	\$200.	\$46.67	\$420.				\$420.
<b>Cape Girardeau</b>	<b>\$9,000.</b>	<b>\$114.11</b>	<b>\$10,041.71</b>				\$10,041.71
<b>Cape Girardeau County</b>	<b>\$1,800.</b>	<b>\$100.</b>	<b>\$1,900.</b>				\$1,900.
<b>Cape Girardeau West</b>	<b>\$7,600.</b>	<b>\$148.01</b>	<b>\$10,508.50</b>	\$50.			\$10,558.50
Caruthersville	\$340.	\$22.22	\$400.				\$400.
<b>Chesterfield</b>	<b>\$5,125.</b>	<b>\$214.47</b>	<b>\$8,150.</b>				\$8,150.
<b>Clayton-Ladue</b>	<b>\$8,100.</b>	<b>\$205.60</b>	<b>\$15,420.17</b>	\$400.			\$15,820.17
<b>Cottleville/ Weldon Spring</b>	<b>\$3,760.</b>	<b>\$224.76</b>	<b>\$4,720.</b>				\$4,720.
<b>Crestwood/ Sunset Hills</b>	<b>\$7,535.</b>	<b>\$201.97</b>	<b>\$11,714.</b>				\$11,714.
<b>De Soto</b>	<b>\$2,700.</b>	<b>\$104.72</b>	<b>\$3,246.22</b>				\$3,246.22
<b>Des Peres</b>	<b>\$9,100.</b>	<b>\$215.18</b>	<b>\$11,404.50</b>				\$11,404.50
Dexter	\$2,000.	\$77.78	\$2,100.				\$2,100.
<b>Ellington</b>	<b>\$1,500.</b>	<b>\$100.</b>	<b>\$1,100.</b>				\$1,100.
<b>Ferguson</b>	<b>\$1,500.</b>	<b>\$149.71</b>	<b>\$2,545.</b>				\$2,545.
<b>Festus/ Crystal City</b>	<b>\$14,400.</b>	<b>\$203.67</b>	<b>\$15,886.</b>	\$171.20			\$16,007.20
<b>Florissant</b>	<b>\$7,920.</b>	<b>\$321.08</b>	<b>\$22,154.26</b>	\$491.			\$22,645.26
Fredericktown	\$1,100.	\$15.91	\$350.	\$250.			\$600.
Hannibal	\$1,650.	\$32.20	\$1,900.				\$1,900.
<b>Hayti</b>	<b>\$170.</b>	<b>\$106.91</b>	<b>\$2,138.25</b>				\$2,138.25
<b>High Ridge</b>	<b>\$3,740.</b>	<b>\$152.14</b>	<b>\$5,325.</b>				\$5,325.
<b>Hillsboro</b>	<b>\$2,000.</b>	<b>\$102.82</b>	<b>\$4,010.</b>	\$1,700.			\$5,710.
Jackson	\$7,400.	\$51.37	\$3,698.33	\$124.00			\$3,822.33
<b>Kennett</b>	<b>\$1,500.</b>	<b>\$104.40</b>	<b>\$2,610.</b>				\$2,610.
<b>Kirkwood</b>	<b>\$11,880.</b>	<b>\$113.77</b>	<b>\$11,832.</b>				\$11,832.
<b>Lambert Airport</b>	<b>\$3,420.</b>	<b>\$265.25</b>	<b>\$4,244.</b>	\$750.			\$4,994.
<b>Louisiana</b>	<b>\$5,060.</b>	<b>\$172.90</b>	<b>\$7,089.</b>	\$700.			\$7,789.
<b>Mexico</b>	<b>\$8,500.</b>	<b>\$100.01</b>	<b>\$8,500.50</b>				\$8,500.50

Montgomery County	\$1,491.	\$102.50	\$2,050.				\$2,050.
O'Fallon	\$3,000.	\$107.25	\$3,432.				\$3,432.
Overland	\$10,000.	\$521.35	\$12,512.40	\$55.			\$12,567.40
Pacific	\$750.						
Paris	\$1,500.	\$76.80	\$1,920.				\$1,920.
Perryville	\$2,835.	\$113.52	\$2,951.50				\$2,951.50
Piedmont	\$3,700.	\$322.29	\$10,958.				\$10,958.
Poplar Bluff	\$5,100.	\$125.55	\$5,524.			\$12,000.	\$17,524.
Potosi	\$900.	\$100.	\$900.				\$900.
Puxico	\$300.						
Sikeston	\$5,405.	\$120.39	\$5,899.			\$7,000.	\$12,899.
St. Charles	\$8,300.	\$172.60	\$13,462.55	\$200.			\$13,662.55
St. Charles Sunrise	\$2,600.	\$100.	\$2,700.				\$2,700.
St. Clair	\$1,400.	\$28.57	\$400.	\$24.			\$424.
St. Francois County	\$4,100.	\$236.14	\$4,486.60				\$4,486.60
St. Louis	\$5,000.	\$108.26	\$22,843.25				\$22,843.25
St. Louis County	\$3,900.	\$110.42	\$2,650.				\$2,650.
St. Peters	\$3,100.	\$115.18	\$3,225.				\$3,225.
Ste. Genevieve	\$1,200.	\$100.	\$3,500.	\$500.			\$4,000.
Steele	\$500.	\$50.	\$500.				\$500.
Sullivan	\$6,200.	\$70.35	\$3,377.				\$3,377.
Troy	\$3,885.	\$108.51	\$4,015.				\$4,015.
Union	\$4,640.	\$102.16	\$5,925.				\$5,925.
Van Buren	\$140.	\$23.08	\$300.				\$300.
Vandalia	\$2,300.	\$129.78	\$2,985.	\$25.			\$3,010.
Warren County	\$3,750.	\$20.	\$1,220.				\$1,220.
Washington	\$30,000.	\$232.83	\$30,501.17				\$30,501.17
Webster Groves	\$7,100.	\$174.05	\$12,706.				\$12,706.
Wentzville	\$8,658.	\$116.24	\$8,950.50				\$8,950.50
D6060			\$2,535.	\$20,000 DDF			\$2,535.
Sum Total of Goals Reported for Annual Programs by all D6060 clubs:	\$276,704.00 for Annual Programs	Per Capita	Annual Programs	Polio Eradication	Restricted Giving	Permanent Fund	Total
	Current District Totals:	\$137.74	\$361,016.41	\$26,730.20		\$19,162.60	\$406,909.21

Top Clubs Ranked by Annual Giving Per Capita

Overland	\$521.35
Piedmont	\$322.29
Florissant	\$321.08

Top Clubs Ranked by Total Annual Giving	
Washington	\$30,501.17
St. Louis	\$22,843.25
Florissant	\$22,154.26



## Double Century Club

Donated \$200 or more per member  
to the Annual Programs Fund of our  
Rotary Foundation



2007 - 2008

## Triple Century Club

Donated \$300 or more per member  
to the Annual Programs Fund of our  
Rotary Foundation



2007 - 2008

## Rotary Foundation Giving Report 2008-2009 Rotary Year

Report updated as of 7/10/09

Club Name	Annual Programs Goal	Per Capita	Annual Programs	Polio Eradication	Restricted Giving	Permanent Fund	Total
<b>Bold type</b> indicates a club that has reached or exceeded \$100 per member in Annual Programs Fund giving							
<b>Arnold</b>	<b>\$8,200.</b>	<b>\$123.38</b>	<b>\$9,500.</b>	\$200.			\$9,700.
<b>Ballwin/ Metro West</b>	<b>\$2,600.</b>	<b>\$108.00</b>	<b>\$2,700.</b>				\$2,700.
Bell City	\$500.						
<b>Bowling Green</b>	<b>\$2,500.</b>	<b>\$121.30</b>	<b>\$4,488.</b>	\$1,575.			\$6,063.
Campbell	\$200.	\$25.	\$200.				\$200.
<b>Cape Girardeau</b>	<b>\$8,800.</b>	<b>\$118.53</b>	<b>\$10,075.</b>			\$500.	\$10,575.
Cape Girardeau County	\$2,200.	\$46.59	\$1,025.				\$1,025.
<b>Cape Girardeau West</b>	<b>\$10,008.</b>	<b>\$171.78</b>	<b>\$11,853.</b>	\$1,945.			\$13,798.
Caruthersville	\$200.	\$1.07	\$15.				\$15.
<b>Chesterfield</b>	<b>\$3,700.</b>	<b>\$139.49</b>	<b>\$4,882.</b>	\$3,000.			\$7,882.
<b>Clayton-Ladue</b>	<b>\$10,400.</b>	<b>\$140.52</b>	<b>\$10,258.</b>				\$10,258.
<b>Cottleville/ Weldon Spring</b>	<b>\$4,000.</b>	<b>\$234.47</b>	<b>\$4,455.</b>	\$2,725.			\$7,180.
<b>Crestwood/ Sunset Hills</b>	<b>\$8,250.</b>	<b>\$226.67</b>	<b>\$13,600.</b>	\$3,874.			\$17,474.
De Soto	\$2,400.	\$15.28	\$504.11				\$504.11
<b>Des Peres</b>	<b>\$10,000.</b>	<b>\$135.12</b>	<b>\$7,161.40</b>				\$7,161.40
<b>Dexter</b>	<b>\$2,100.</b>	<b>\$100.</b>	<b>\$2,300.</b>				\$2,300.
<b>Ellington</b>	<b>\$1,400.</b>	<b>\$128.80</b>	<b>\$1,545.60</b>				\$1,545.60
Ferguson	\$1,700.	\$23.25	\$372.			\$10,000.	\$10,372.
<b>Festus/ Crystal City</b>	<b>\$10,000.</b>	<b>\$140.85</b>	<b>\$10,000.</b>	\$150.			\$10,150.
<b>Florissant</b>	<b>\$8,000.</b>	<b>\$320.16</b>	<b>\$20,170.14</b>				\$20,170.14
<b>Fredericktown</b>	<b>\$2,200.</b>	<b>\$160.</b>	<b>\$3,200.</b>				\$3,200.
Hannibal	\$6,400.	\$46.28	\$2,915.67	\$200.			\$3,115.67
<b>Hayti</b>	<b>\$1,700.</b>	<b>\$100.</b>	<b>\$1,900.</b>				\$1,900.
<b>High Ridge</b>	<b>\$5,375.</b>	<b>\$159.85</b>	<b>\$6,394.</b>	\$100.			\$6,494.
Hillsboro	\$2,500.	\$8.10	\$340.				\$340.
<b>Jackson</b>	<b>\$7,200.</b>	<b>\$132.15</b>	<b>\$8,457.51</b>	\$306.			\$8,763.51
Kennett	\$2,600.	\$85.19	\$2,300.				\$2,300.
Kirkwood	\$10,200.	\$62.95	\$6,295.	\$1,200.			\$7,495.
<b>Lambert Airport</b>	<b>\$2,550.</b>	<b>\$160.42</b>	<b>\$3,048.</b>	\$1,280.			\$4,328.
<b>Louisiana</b>	<b>\$5,850.</b>	<b>\$172.86</b>	<b>\$7,260.</b>	\$1,304.82			\$8,564.82
<b>Mexico</b>	<b>\$8,500.</b>	<b>\$103.66</b>	<b>\$8,604.</b>				\$8,604.


Montgomery County	\$2,000.	\$114.84	\$2,182.				\$2,182.
O'Fallon	\$3,200.	\$105.31	\$3,054.	\$3,000.			\$6,054.
Overland	\$10,100.	\$483.71	\$11,608.95	\$2,766.			\$14,374.95
Pacific	terminated						
Paris	\$1,500.	\$109.05	\$2,290.				\$2,290.
Perryville	\$3,120.	\$102.60	\$2,565.				\$2,565.
Piedmont	\$4,000.	\$200.73	\$7,828.50	\$1,025.			\$8,853.50
Poplar Bluff	\$5,100.	\$100.	\$4,200.				\$4,200.
Potosi	\$900.	\$100.	\$900.				\$900.
Puxico	\$300.						
Sikeston	\$6,000.	\$102.16	\$5,210.	\$1,000.			\$6,210.
St. Charles	\$10,660.	\$135.55	\$11,386.	\$200.			\$11,586.
St. Charles Sunrise	\$2,600.	\$126.15	\$3,280.				\$3,280.
St. Clair	\$1,500.	\$55.77	\$725.				\$725.
St. Francois County	\$4,500.	\$131.13	\$3,540.39	\$25.			\$3,565.39
St. Louis	\$5,000.	\$110.06	\$22,562.65	\$2,320.			\$24,882.65
St. Louis County	\$3,750.	\$190.91	\$4,200.				\$4,200.
St. Peters	\$3,410.	\$102.59	\$2,975.	\$25			\$3,000.
Ste. Genevieve	\$3,200.	\$116.67	\$3,500.				\$3,500.
Steele	\$1,000.	\$50.	\$500.				\$500.
Sullivan	\$5,565.	\$64.65	\$3,168.	\$2,350.			\$5,518.
Troy	\$4,500.	\$59.19	\$2,190.	\$2,000.			\$4,190.
Union	\$4,800.	\$100.32	\$5,919.				\$5,919.
Van Buren	\$1,200.	\$20.00	\$300.				\$300.
Vandalia	\$2,700.	\$124.13	\$2,855.				\$2,855.
Warren County	\$1,220.						
Washington	\$20,700.	\$158.29	\$22,160.54	\$100.			\$22,260.54
Webster Groves	\$7,400.	\$111.58	\$8,145.	\$1,050.		\$1,000.	\$10,195.
Wentzville	\$9,360.	\$104.54	\$8,572.45	\$375.			\$8,947.45
D6060			\$60.	\$30,669.50			\$30,729.50
Sum Total of Goals Reported for Annual Programs by all D6060 clubs:	\$282,518. for Annual Programs	Per Capita	Annual Programs	Polio Eradication	Restricted Giving	Permanent Fund	Total
	Current District Totals:	\$120.02	\$311,695.91	\$63,525.32		\$11,500.	\$386,721.23






# Double Century Club

Donated \$200 or more per member  
to the Annual Programs Fund of our  
Rotary Foundation



2008 - 2009


--	--

## Triple Century Club

Donated \$300 or more per member  
to the Annual Programs Fund of our  
Rotary Foundation



2008 - 2009


## Rotary Foundation Giving Report 2009-2010 Rotary Year

Report updated as of June 30, 2010

Club Name	Annual Programs Goal	Per Capita	Annual Programs	Polio Eradication	Restricted Giving	Permanent Fund	Total
<b>Bold type</b> indicates a club tha has reached or exceeded \$100 per member in Annual Programs Fund giving.							
<b>Arnold</b>	<b>\$8,200.</b>	<b>\$117.58</b>	<b>\$8,466.</b>	\$213.32			\$8,679.32
<b>Ballwin/ Metro West</b>	<b>\$2,496.</b>	<b>\$109.61</b>	<b>\$2,521.</b>	\$64.			\$2,589.
Bell City	\$520.	\$76.92	\$1,000.	\$14.			\$1,014.
Bowling Green	\$3,000.	\$57.11	\$2,170.	\$958.50			\$3,128.50
Campbell	\$200.	\$12.50	\$100.	\$24.			\$124.
<b>Cape Girardeau</b>	<b>\$7,500.</b>	<b>\$135.74</b>	<b>\$9,366.</b>	\$2,074.84		\$500.	\$11,940.84
Cape Girardeau County	\$2,200.	\$8.70	\$174.	\$45.25			\$219.25
<b>Cape Girardeau West</b>	<b>\$10,944.</b>	<b>\$146.07</b>	<b>\$10,225.</b>	\$121.80			\$10,346.80
<b>Chesterfield</b>	<b>\$4,070.</b>	<b>\$135.20</b>	<b>\$4,732.</b>	\$1,148.34	\$3,000.		\$8,880.34
<b>Clayton-Ladue</b>	<b>\$11,250.</b>	<b>\$113.42</b>	<b>\$8,053.</b>	\$3,808.14			\$11,861.14
<b>Cottleville/ Weldon Spring</b>	<b>\$2,200.</b>	<b>\$145.22</b>	<b>\$3,340.</b>	\$618.			\$3,958.
<b>Crestwood/ Sunset Hills</b>	<b>\$8,500.</b>	<b>\$171.77</b>	<b>\$10,650.</b>	\$725.26			\$11,375.26
De Soto	\$3,000.	\$22.32	\$647.31	\$1,114.23			\$1,761.54
<b>Des Peres</b>	<b>\$10,000.</b>	<b>\$119.02</b>	<b>\$6,903</b>	\$124.10			\$7,027.10
<b>Dexter</b>	<b>\$2,100.</b>	<b>\$122.22</b>	<b>\$2,200.</b>	\$50.			\$2,250.
Ferguson	\$1,500.	\$44.13	\$662.	\$20.94			\$682.94
<b>Festus/ Crystal City</b>	<b>\$9,100.</b>	<b>\$101.43</b>	<b>\$7,100.</b>	\$71.05			\$7,171.05
<b>Florissant</b>	<b>\$5,800.</b>	<b>\$168.30</b>	<b>\$9,425.</b>	\$123.	\$12,098.		\$21,646.
Fredericktown	\$2,200.	\$12.50	\$250.	\$268.			\$518.
Hannibal	\$6,300.	\$73.30	\$4,398.01	\$262.75			\$4,660.76
Hayti	\$1,900.	\$5.56	\$100.	\$20.53			\$120.53
<b>High Ridge</b>	<b>\$5,250.</b>	<b>\$175.93</b>	<b>\$7,565.</b>	\$1,076.38		\$25.	\$8,666.38
Hillsboro	\$1,000.	\$33.76	\$1,316.50	\$108.25			\$1,424.25
<b>Jackson</b>	<b>\$6,200.</b>	<b>\$122.51</b>	<b>7,105.50</b>	\$156.			\$7,261.50
<b>Kennett</b>	<b>\$2,750.</b>	<b>\$108.70</b>	<b>\$2,500.</b>	\$116.41			\$2,616.41
<b>Kirkwood</b>	<b>\$10,600.</b>	<b>\$104.13</b>	<b>\$11,038.</b>	\$500.	\$4,800.		\$16,338.
<b>Lambert Airport</b>	<b>\$2,086.</b>	<b>\$150.35</b>	<b>\$2,556.</b>	\$2,058.			\$4,614.
<b>Louisiana</b>	<b>\$5,625.</b>	<b>\$111.78</b>	<b>\$4,583.</b>	\$2,228.			\$6,811.
Mexico	\$8,500.	\$59.03	\$4,604.	\$127.47			\$4,731.47
<b>Montgomery County</b>	<b>\$2,000.</b>	<b>\$127.89</b>	<b>\$2,430.</b>	\$51.			\$2,481.
<b>O'Fallon</b>							

	\$3,000.	\$111.11	\$3,000.	\$87.			\$3,087.
<b>Overland</b>	<b>\$12,000.</b>	<b>\$499.41</b>	<b>\$11,985.85</b>	\$1,091.		\$325.	\$13,401.85
Paris	\$2,000.	\$36.	\$900.	\$40.			\$940.
<b>Perryville</b>	<b>\$2,300.</b>	<b>\$130.43</b>	<b>\$3,000.</b>	\$39.			\$3,039.
<b>Piedmont</b>	<b>\$5,550.</b>	<b>\$248.76</b>	<b>\$9,204.</b>	\$1,107.17			\$10,311.17
<b>Poplar Bluff</b>	<b>\$4,200.</b>	<b>\$100.</b>	<b>\$4,400.04</b>	\$1,030.			\$5,470.04
<b>Potosi</b>	<b>\$880.</b>	<b>\$112.50</b>	<b>\$900.</b>	\$29.			\$929.
Puxico	\$200.	\$9.09	\$100.	\$7.			\$107
Reynolds County-Ellington	\$1,200.	\$38.64	\$425.				\$425.
Sikeston	\$5,000.	\$100.	\$5,100.	\$3,101.			\$8,201.
<b>St. Charles</b>	<b>\$8,500.</b>	<b>\$116.54</b>	<b>\$9,906.</b>	\$1,202.25			\$11,108.25
<b>St. Charles Sunrise</b>	<b>\$2,600.</b>	<b>\$118.18</b>	<b>\$2,600.</b>	\$74.12			\$2,674.12
St. Clair	\$1,400.	\$66.67	\$800.				\$800.
<b>St. Francois County</b>	<b>\$5,000.</b>	<b>\$126.73</b>	<b>\$2,788.</b>	\$718.78			\$3,506.78
<b>St. Louis</b>	<b>\$15,000.</b>	<b>\$138.73</b>	<b>\$29,272.</b>	\$1,879.			\$31,151.
<b>St. Louis County</b>	<b>\$2,300.</b>	<b>\$127.50</b>	<b>\$2,550.</b>	\$60.			\$2,610.
<b>St. Peters</b>	<b>\$3,744.</b>	<b>\$117.69</b>	<b>\$3,177.50</b>	\$376.50			\$3,554.
<b>Ste. Genevieve</b>	<b>\$3,000.</b>	<b>\$101.67</b>	<b>\$3,050.</b>	\$1,127.			\$4,177.
Steele	\$550.	\$55.	\$550.	\$110.			\$660.
Sullivan	\$5,000.	\$38.74	\$1,821.	\$2,100.			\$3,921.
Troy	\$3,885.	\$84.85	\$2,800.	\$91.			\$2,891.
Union	\$4,960.	\$87.07	\$5,050.	\$98.69			\$5,148.69
Van Buren	\$400.	\$8.82	\$150.	\$37.			\$187.
Vandalia	\$2,800.	\$70.37	\$1,900.	\$25.03			\$1,925.03
Warren County	\$1,260.	\$1.67	\$100.	\$161.25			\$261.25
<b>Washington</b>	<b>\$21,750.</b>	<b>\$139.07</b>	<b>\$19,052.13</b>	\$3,117.88		\$487.80	\$22,657.81
<b>Webster Groves</b>	<b>\$7,500.</b>	<b>\$186.03</b>	<b>\$13,580.</b>	\$1,602.		\$1,000.	\$16,182.
<b>Wentzville</b>	<b>\$9,120.</b>	<b>\$128.61</b>	<b>\$9,131.27</b>	\$1,187.27			\$10,318.54
D6060			\$1,373.75	\$31,525.	\$21,900.		\$54,798.75
<b>Sum Total of Goals Reported for Annual Programs by all D6060 clubs:</b>	<b>\$282,090. for Annual Programs</b>	<b>Per Capita</b>	<b>Annual Programs</b>	<b>Polio Eradication</b>	<b>Restricted Giving</b>	<b>Permanent Fund</b>	<b>Total</b>
	<b>Current District Totals:</b>	<b>\$114.17</b>	<b>\$284,846.96</b>	<b>\$62,356.03</b>	<b>\$41,798.</b>	<b>\$2,337.80</b>	<b>\$391,638.79</b>

**Top Clubs Ranked by Annual Giving Per Capita**




## Rotary Foundation Giving Report 2010-2011 Rotary Year

Report updated as of June 30, 2011

Club Name	Annual Programs Goal	Per Capita	Annual Programs	Polio Eradication	Restricted Giving	Permanent Fund	Total
<b>Bold type</b> indicates a club tha has reached or exceeded \$100 per member in Annual Programs Fund giving.							
<b>Arnold</b>	<b>\$8,200.</b>	<b>\$122.39</b>	<b>\$8,200.</b>	\$2,063.68			\$10,263.68
Bell City	\$65.	\$2.82	\$31.				\$31.
Bowling Green	\$4,000.	\$50.55	\$2,022.	\$500.			\$2,522.
<b>Cape Girardeau</b>	<b>\$6,800.</b>	<b>\$167.91</b>	<b>\$11,250.</b>	\$2,000.			\$13,250.
<b>Cape Girardeau County</b>	<b>\$1,800.</b>	<b>\$108.78</b>	<b>\$1,958.</b>				\$1,958.
<b>Cape Girardeau West</b>	<b>\$10,000.</b>	<b>\$177.08</b>	<b>\$11,333.</b>	\$2,000.			\$13,333.
<b>Chesterfield</b>	<b>\$4,620.</b>	<b>\$162.89</b>	<b>\$6,027.</b>	\$2,020.			\$8,047.
<b>Clayton-Ladue</b>	<b>\$7,500.</b>	<b>\$129.48</b>	<b>\$8,545.60</b>			\$105,000.	\$113,545.60
<b>Cottleville/Weldon Spring</b>	<b>\$2,500.</b>	<b>\$175.24</b>	<b>\$4,381.</b>	\$784.			\$5,165.
<b>Crestwood/Sunset Hills</b>	<b>\$8,500.</b>	<b>\$229.33</b>	<b>\$11,925.</b>	\$950.			\$12,875.
De Soto	\$2,500.	\$10.71	\$300.	\$1,200			\$1,500.
<b>Des Peres</b>	<b>\$6,625.</b>	<b>\$100.35</b>	<b>\$5,017.50</b>				\$5,017.50
Dexter	\$2,000.	\$5.26	\$100.				\$100.
Ferguson	\$1,400.	\$3.57	\$50.				\$50.
<b>Festus/Crystal City</b>	<b>\$12,250.</b>	<b>\$100.</b>	<b>\$7,400.</b>	\$1,048.72			\$8,448.72
<b>Florissant</b>	<b>\$5,400.</b>	<b>\$240.38</b>	<b>\$12,740.22</b>			\$1,000.	\$13,740.22
Fredericktown	\$550.	\$1.41	\$31.				\$31.
Hannibal	\$6,500.	\$49.51	\$3,317.50	\$300.			\$3,617.50
<b>Hayti</b>	<b>\$1,900.</b>	<b>\$111.11</b>	<b>\$2,000.</b>	\$200.			\$2,200.
<b>High Ridge</b>	<b>\$5,280.</b>	<b>\$183.92</b>	<b>\$7,173.</b>	\$800.			\$7,973.
Hillsboro	\$3,900.	\$39.39	\$1,497.				\$1,497.
<b>Jackson</b>	<b>\$6,380.</b>	<b>\$174.83</b>	<b>\$10,140.02</b>	\$200.			\$10,340.02
Kennett	\$2,500.	\$46.15	\$1,200.				\$1,200.
<b>Kirkwood</b>	<b>\$10,200.</b>	<b>\$140.44</b>	<b>\$12,780.12</b>	\$200.			\$12,980.12
<b>Lambert Airport</b>	<b>\$1,700.</b>	<b>\$137.86</b>	<b>\$1,930.</b>				\$1,930.
<b>Louisiana</b>	<b>\$5,850.</b>	<b>\$157.74</b>	<b>\$6,152.</b>				\$6,152.
<b>Mexico</b>	<b>\$8,200.</b>	<b>\$120.75</b>	<b>\$9,418.69</b>				\$9,418.69
<b>Montgomery County</b>	<b>\$2,400.</b>	<b>\$117.</b>	<b>\$2,574.</b>				\$2,574.
<b>O'Fallon</b>	<b>\$3,190.</b>	<b>\$112.84</b>	<b>\$2,821.</b>	\$150.			\$2,971.
<b>Overland</b>	<b>\$13,800.</b>	<b>\$512.01</b>	<b>\$13,824.36</b>	\$1,370.		\$150.	\$15,344.36

<b>Paris</b>	<b>\$2,500.</b>	<b>\$103.76</b>	<b>\$2,594.</b>				\$2,594.
Perryville	\$2,300.	\$84.11	\$1,934.50				\$1,934.50
<b>Piedmont</b>	<b>\$7,400.</b>	<b>\$309.47</b>	<b>\$11,450.50</b>	\$1,000.			\$12,450.50
<b>Poplar Bluff</b>	<b>\$4,500.</b>	<b>\$105.02</b>	<b>\$4,621.</b>	\$100.			\$4,721.
Potosi	\$900.	\$3.88	\$31.				\$31.
Puxico	\$100.	\$2.82	\$31.				\$31.
Reynolds County- Ellington	\$325.	\$2.38	\$31.				\$31.
<b>Sikeston</b>	<b>\$4,400.</b>	<b>\$183.77</b>	<b>\$8,637.</b>	\$2,000.			\$10,637.
<b>St. Charles</b>	<b>\$9,000.</b>	<b>\$113.96</b>	<b>\$9,345.</b>	\$2,000.			\$11,345.
<b>St. Charles Sunrise</b>	<b>\$2,600.</b>	<b>\$100.</b>	<b>\$2,700.</b>	\$200.			\$2,900.
St. Clair	\$1,300.	\$3.10	\$31.				\$31.
<b>St. Francois County</b>	<b>\$4,500.</b>	<b>\$238.</b>	<b>\$4,522.</b>	\$306.			\$4,828.
St. Louis	\$21,000.	\$56.00	\$11,424.				\$11,424.
<b>South St. Louis County</b>	<b>\$2,300.</b>	<b>\$115.87</b>	<b>\$2,665.</b>	\$1,500.			\$4,165.
<b>St. Peters</b>	<b>\$3,500.</b>	<b>\$115.</b>	<b>\$3,450.</b>		\$2,000.		\$5,450.
<b>Ste. Genevieve</b>	<b>\$3,600.</b>	<b>\$113.16</b>	<b>\$4,300.</b>				\$4,300.
Steele	\$550.	\$3.10	\$31.	\$25.			\$56.
Sullivan	\$2,600.	\$61.	\$2,989				\$2,989.
<b>Troy</b>	<b>\$4,095.</b>	<b>\$136.11</b>	<b>\$4,900.</b>				\$4,900.
<b>Union</b>	<b>\$6,500.</b>	<b>\$129.26</b>	<b>\$7,109.50</b>				\$7,109.50
Van Buren	\$375.	\$5.08	\$61.				\$61.
<b>Vandalia</b>	<b>\$2,300.</b>	<b>\$115.81</b>	<b>\$2,779.50</b>				\$2,779.50
Warren County	\$1,500.	\$0.47	\$31.				\$31.
<b>Washington</b>	<b>\$23,925.</b>	<b>\$168.26</b>	<b>\$23,387.60</b>	\$2,504.32	\$2,400.	\$3,055.04	\$31,346.96
<b>Webster Groves</b>	<b>\$7,500.</b>	<b>\$127.70</b>	<b>\$9,705.</b>	\$1,000.	\$5,000.		\$15,705.
<b>Wentzville</b>	<b>\$7,810.</b>	<b>\$161.79</b>	<b>\$11,325.60</b>	\$692.32			\$12,017.92
<b>West St. Louis County</b>	<b>\$2,700.</b>	<b>\$137.04</b>	<b>\$3,700.</b>	\$97.09			\$3,797.09
D6060			\$1,270.82	\$37,193		\$200.	\$38,663.82
<b>Sum Total of Goals Reported for Annual Programs by all D6060 clubs:</b>	<b>\$281,055. for Annual Programs</b>	<b>Per Capita</b>	<b>Annual Programs</b>	<b>Polio Eradication</b>	<b>Restricted Giving</b>	<b>Permanent Fund</b>	<b>Total</b>
	<b>Current District Totals:</b>	<b>\$122.74</b>	<b>\$301,196.03</b>	<b>\$64,900.13</b>	<b>\$9,400.</b>	<b>\$104,705.04</b>	<b>\$480,201.20</b>

**Top Clubs Ranked by Annual Giving Per Capita**




.

## Rotary Foundation Giving Report 2011-2012 Rotary Year

Final Figures for 2011-12 Rotary year

Club Name	Annual Programs Goal	Per Capita	Annual Programs	Polio Eradication	Restricted Giving	Permanent Fund	Total
<b>Bold type</b> indicates a club tha has reached or exceeded \$100 per member in Annual Programs Fund giving.							
<b>Arnold</b>	<b>\$6,500.</b>	<b>\$106.06</b>	<b>\$7,000.</b>	\$30.			\$7,030.
Bell City	\$130.						
Bowling Green	\$3,000.	\$39.44	\$1,696.				\$1,696.
<b>Cape Girardeau</b>	<b>\$6,500.</b>	<b>\$180.</b>	<b>\$11,699.75</b>	\$2,000.			\$13,699.75
Cape Girardeau County	\$1,700.	\$35.94	\$611.				\$611.
<b>Cape Girardeau West</b>	<b>\$10,000.</b>	<b>\$124.25</b>	<b>\$8,822.</b>	\$1,127.			\$9,949.
<b>Chesterfield</b>	<b>\$4,180.</b>	<b>\$157.63</b>	<b>\$4,729.</b>	\$266.			\$4,995.
Clayton-Ladue	\$6,930.	\$67.61	\$4,326.80	\$130.		\$3,600.	\$8,056.80
<b>Cottleville/ Weldon Spring</b>	<b>\$2,500</b>	<b>\$161.04</b>	<b>\$3,704.</b>	\$506.			\$4,210.
<b>Crestwood/ Sunset Hills</b>	<b>\$9,000.</b>	<b>\$203.53</b>	<b>\$11,805.</b>	\$129.82			\$8,549.82
De Soto	\$2,500.	\$49.70	\$1,689.91				\$1,689.91
<b>Des Peres</b>	<b>\$5,000.</b>	<b>\$175.30</b>	<b>\$8,064.</b>	\$37.50			\$8,101.50
Dexter	\$1.	\$55.	\$1,100.				\$1,100.
Festus/ Crystal City	\$7,200.	\$75.38	\$5,126.	\$88.20			\$5,214.20
<b>Florissant</b>	<b>\$5,600.</b>	<b>\$426.15</b>	<b>\$23,864.39</b>				\$23,864.39
Fredericktown	\$550.	\$50.	\$1,100.				\$1,100.
Hannibal	\$6,600.	\$49.06	\$3,238.				\$3,238.
Hayti	\$1,900.			\$1,000.			\$1,000.
<b>High Ridge</b>	<b>\$5,280.</b>	<b>\$141.90</b>	<b>\$5,818.</b>	\$100.			\$5,918.
Hillsboro	\$1,850.	\$54.13	\$1,948.50				\$1,948.50
<b>Jackson</b>	<b>\$5,400.</b>	<b>\$107.05</b>	<b>\$5,673.76</b>				\$5,673.76
Kennett	\$2,700.						
<b>Kirkwood</b>	<b>\$9,500.</b>	<b>\$133.93</b>	<b>\$11,651.51</b>	\$1,517.			\$13,168.51
<b>Lambert Airport</b>	<b>\$1,600.</b>	<b>\$324.</b>	<b>\$2,592.</b>	\$1,207.			\$3,799.
<b>Louisiana</b>	<b>\$5,850.</b>	<b>\$150.</b>	<b>\$5,850.</b>				\$5,850.
<b>Mexico</b>	<b>\$8,100.</b>	<b>\$100.</b>	<b>\$8,100.</b>				\$3,614.
<b>Montgomery County</b>	<b>\$1,900.</b>	<b>\$104.53</b>	<b>\$2,090.50</b>				\$2,090.50
<b>O'Fallon</b>	<b>\$2,700.</b>	<b>\$100.</b>	<b>\$2,500.</b>				\$2,500.
<b>Overland</b>	<b>\$11,000.</b>	<b>\$625.25</b>	<b>\$15,005.97</b>	\$830.		\$350.	\$16,185.97
Paris	\$2,500.	\$75.54	\$1,964.				\$1,964.

Perryville	\$2,300.	\$84.44	\$2,026.50	\$30.			\$2,056.50
<b>Piedmont</b>	<b>\$5,504.</b>	<b>\$209.47</b>	<b>\$6,703.</b>	\$1,000.			\$7,703.
<b>Poplar Bluff</b>	<b>\$4,700.</b>	<b>\$120.83</b>	<b>\$5,800.</b>				\$5,800.
Potosi	\$900.			\$90.			\$90.
Puxico	\$30.						
Reynolds County-Ellington	\$300.						
<b>Sikeston</b>	<b>\$4,700.</b>	<b>\$100.59</b>	<b>\$4,426.</b>				\$4,426.
<b>St. Charles</b>	<b>\$9,000.</b>	<b>\$117.44</b>	<b>\$9,982.</b>	\$750.			\$10,732.
<b>St. Charles Sunrise</b>	<b>\$2,600.</b>	<b>\$107.69</b>	<b>\$2,800.</b>				\$2,800.
St. Clair	\$700.	\$83.33	\$1,000.				\$1,000.
<b>St. Francois County</b>	<b>\$4,500.</b>	<b>\$139.02</b>	<b>\$3,753.47</b>				\$3,753.47
St. Louis	\$21,000.	\$91.68	\$17,602.90				\$17,602.90
<b>South St. Louis County</b>	<b>\$1,700.</b>	<b>\$100.</b>	<b>\$2,000.</b>				\$2,000.
<b>St. Peters</b>	<b>\$3,500.</b>	<b>\$107.58</b>	<b>\$3,335.</b>				\$3,335.
<b>Ste. Genevieve</b>	<b>\$3,900.</b>	<b>\$100.</b>	<b>\$3,900.</b>				\$3,900.
Steele	\$500.	\$50.	\$500.				\$500.
<b>Sullivan</b>	<b>\$2,550.</b>	<b>\$100.57</b>	<b>\$5,330.</b>	\$1,000.			\$6,330.
<b>Troy</b>	<b>\$3,400.</b>	<b>\$108.79</b>	<b>\$3,155.</b>				\$3,155
Union	\$6,000.	\$75.94	\$3,872.78				\$3,872.78
Van Buren	\$350.						
<b>Vandalia</b>	<b>\$2,400.</b>	<b>\$100.</b>	<b>\$2,200.</b>				\$2,200.
Warren County	\$1,200.	\$7.69	\$500.				\$500.
<b>Washington</b>	<b>\$18,125.</b>	<b>\$135.62</b>	<b>\$19,665.40</b>	\$225.45			\$19,890.85
<b>Webster Groves</b>	<b>\$7,800.</b>	<b>\$125.63</b>	<b>\$9,548.</b>				\$9,548.
<b>Wentzville</b>	<b>\$7,200.</b>	<b>\$118.41</b>	<b>\$8,170.20</b>	\$853.95			\$9,024.15
<b>West St. Louis County</b>	<b>\$3,200.</b>	<b>\$124.53</b>	<b>\$3,736.</b>				\$3,736.
D6060			\$25.05	\$31,312.09		\$1,000.	\$32,337.14
<b>Sum Total of Goals Reported for Annual Programs by all D6060 clubs:</b>	<b>\$257,130. for Annual Programs</b>	<b>Per Capita</b>	<b>Annual Programs</b>	<b>Polio Eradication</b>	<b>Restricted Giving</b>	<b>Permanent Fund</b>	<b>Total</b>
	<b>Current District Totals:</b>	<b>\$116.73</b>	<b>\$281,776.39</b>	<b>\$44,230.01</b>	<b>\$17,500.</b>	<b>\$4,950.</b>	<b>\$348,456.40</b>

Top Clubs Ranked by Annual Giving Per Capita	
<b>Overland</b>	<b>\$625.25</b>




## Rotary Foundation Giving Report 2012-2013 Rotary Year

Report updated as of July 19, 2013

Club Name	Annual Programs Goal	Per Capita	Annual Programs	Polio Eradication	Restricted Giving	Permanent Fund	Total
<b>Bold type</b> indicates a club tha has reached or exceeded \$100 per member in Annual Programs Fund giving.							
<b>Arnold</b>	<b>\$6,700.</b>	<b>\$114.11</b>	<b>\$6,961.</b>	\$190.			\$7,151.
Bell City	\$504.	\$2.69	\$35.				\$35.
Bowling Green	\$2,500.	\$52.05	\$2,290.				\$2,150.
<b>Cape Girardeau</b>	<b>\$6,800.</b>	<b>\$114.24</b>	<b>\$7,882.33</b>				\$7,882.33
Cape Girardeau County	\$1,400.	\$78.23	\$1,017.				\$1,017.
Cape Girardeau West	\$10,000.	\$67.90	\$4,685.	\$1,977.			\$6,662.
Chesterfield	\$3,200.	\$88.92	\$2,223.				\$2,223.
<b>Clayton-Ladue</b>	<b>\$6,825.</b>	<b>\$169.89</b>	<b>\$10,363.</b>	\$50.			\$10,413.
<b>Cottleville/Weldon Spring</b>	<b>\$2,520.</b>	<b>\$210.15</b>	<b>\$5,464.</b>	\$250.			\$5,714.
<b>Crestwood/Sunset Hills</b>	<b>\$10,000.</b>	<b>\$194.93</b>	<b>\$11,501.</b>				\$11,501.
De Soto	\$1,875.	\$47.28	\$1,323.97				\$1,323.97
<b>Des Peres</b>	<b>\$5,000.</b>	<b>\$126.41</b>	<b>\$5,056.50</b>				\$5,056.50
<b>Dexter</b>	<b>\$1,900.</b>	<b>\$105.26</b>	<b>\$2,000.</b>				\$2,000.
Festus/Crystal City	\$5,000.	\$82.96	\$5,641.				\$5,641.
<b>Florissant</b>	<b>\$5,800.</b>	<b>\$351.18</b>	<b>\$20,017.29</b>	\$1,815.		\$1,000.	\$22,832.29
<b>Forest Park</b>		<b>\$100.</b>	<b>\$2,710.</b>				\$2,710.
Fredericktown	\$1,100.	\$0.05	\$1.00				\$1.00
Hannibal	\$6,300.	\$51.42	\$3,034.	\$100.			\$3,134.
Hayti	\$1,900.	\$40.	\$1,000.				\$1,000.
<b>High Ridge</b>	<b>\$4,515.</b>	<b>\$145.78</b>	<b>\$4,665.</b>				\$4,665.
Hillsboro	\$2,500.	\$68.88	\$2,479.50				\$2,479.50
<b>Jackson</b>	<b>\$5,100.</b>	<b>\$123.35</b>	<b>\$6,291.</b>				\$6,291.
Kennett	\$2,200.	\$41.67	\$1,000.				\$1,000.
<b>Kirkwood</b>	<b>\$10,000.</b>	<b>\$193.33</b>	<b>\$17,206.36</b>				\$17,206.36
<b>Lambert Airport</b>	<b>\$1,000.</b>	<b>\$318.88</b>	<b>\$2,551.</b>	\$300.			\$2,851.
<b>Louisiana</b>	<b>\$4,100.</b>	<b>\$134.08</b>	<b>\$5,095.</b>	\$50.			\$5,145.
<b>Mexico</b>	<b>\$7,800.</b>	<b>\$103.05</b>	<b>\$7,832.</b>				\$7,832.
Montgomery County	\$2,000.	\$50.91	\$1,120.				\$1,120.
<b>O'Fallon</b>	<b>\$2,300.</b>	<b>\$104.90</b>	<b>\$2,203.</b>				\$2,203.
<b>Overland</b>	<b>\$11,000.</b>	<b>\$518.07</b>	<b>\$12,951.65</b>	\$1,663.		\$428.07	\$15,042.72

Paris	\$2,600.	\$56.04	\$1,401.	\$30.			\$1,430.
<b>Perryville</b>	<b>\$2,300.</b>	<b>\$100.02</b>	<b>\$2,400.50</b>	\$111.			\$2,511.50
<b>Piedmont</b>	<b>\$6,300.</b>	<b>\$255.14</b>	<b>\$10,716.</b>	\$500.			\$11,216.
<b>Poplar Bluff</b>	<b>\$2,250.</b>	<b>\$100.</b>	<b>\$5,000.</b>				\$5,000.
Potosi	\$900.	\$0.10	\$1.00				\$1.
Reynolds County-Ellington	\$25.	\$0.17	\$1.00				\$1.
<b>Sikeston</b>	<b>\$4,200.</b>	<b>\$269.53</b>	<b>\$11,590.</b>	\$500			\$12,090.
<b>St. Charles</b>	<b>\$9,000.</b>	<b>\$142.36</b>	<b>\$12,385.</b>	\$100.			\$12,485.
St. Charles Sunrise	\$2,600.	\$92.59	\$2,500.				\$2,500.
St. Clair	\$1,000.	\$0.10	\$1.00				\$1.
<b>St. Francois County</b>	<b>\$5,000.</b>	<b>\$124.87</b>	<b>\$3,496.25</b>	\$260.			\$3,756.25
St. Louis	\$15,750.	\$73.67	\$13,850.	\$2,900.			\$16,750.
<b>St. Peters</b>	<b>\$3,100.</b>	<b>\$210.85</b>	<b>\$6,325.50</b>				\$6,325.50
<b>Ste. Genevieve</b>	<b>\$4,200.</b>	<b>\$143.24</b>	<b>\$5,729.50</b>				\$5,729.50
Steele	\$500.	\$0.30	\$3.00	\$300.			\$303.
Sullivan	\$5,800.	\$84.80	\$4,325.	\$1,000.			\$5,325.
<b>Troy</b>	<b>\$3,200.</b>	<b>\$120.29</b>	<b>\$4,090.</b>	\$3,150.			\$7,240.
Union	\$5,300.	\$77.91	\$4,129.				\$4,129.
Van Buren	\$450.	\$7.14	\$100.				\$100.
<b>Vandalia</b>	<b>\$2,100.</b>	<b>\$119.19</b>	<b>\$2,503.</b>				\$2,503.
Warren County	\$500.	\$0.00	\$1.00				\$1.
<b>Washington</b>	<b>\$19,250.</b>	<b>\$158.85</b>	<b>\$20,968.20</b>	\$2,394.80			\$23,363.
<b>Webster Groves</b>	<b>\$7,700.</b>	<b>\$141.01</b>	<b>\$10,576.</b>				\$10,576.
<b>Wentzville</b>	<b>\$7,150.</b>	<b>\$108.53</b>	<b>\$7,054.19</b>	\$671.64			\$7,725.83
<b>West St. Louis County</b>	<b>\$3,300.</b>	<b>\$123.59</b>	<b>\$4,202.</b>	\$600.			\$4,802.
D6060			\$1,524.96		\$22,000.	\$1,000.	\$24,524.96
<b>Sum Total of Goals Reported for Annual Programs by all D6060 clubs:</b>	<b>\$247,138. for Annual Programs</b>	<b>Per Capita</b>	<b>Annual Programs</b>	<b>Polio Eradication</b>	<b>Restricted Giving</b>	<b>Permanent Fund</b>	<b>Total</b>
	<b>Current District Totals:</b>	<b>\$127.89</b>	<b>\$291,472.70</b>	<b>\$19,012.44</b>	<b>\$22,000.</b>	<b>\$2,428.07</b>	<b>\$334,913.21</b>

Top Clubs Ranked by Annual Giving Per Capita	
<b>Overland</b>	<b>\$518.07</b>
<b>Florissant</b>	<b>\$351.18</b>




.

## Rotary Foundation Giving Report 2013-2014 Rotary Year

Report updated as of July 16, 2014

Club Name	Annual Programs Goal	Per Capita	Annual Fund	Polio Eradication	Restricted Giving	Endowment Fund	Total
<b>Bold type</b> indicates a club tha has reached or exceeded \$100 per member in Annual Programs Fund giving.							
<b>Arnold</b>	<b>\$7,800.</b>	<b>\$110.</b>	<b>\$6,600.</b>	\$1,665.			\$8,265.
Bell City	\$300.	\$9.09	\$100.				\$100.
Bowling Green	\$4,160.	\$47.05	\$1,882.			\$200.	\$2,082.
Cape Girardeau	\$9,901.	\$129.04	\$8,904.				\$8,904.
Cape Girardeau County	\$240.	\$73.27	\$1,099.				\$1,099.
<b>Cape Girardeau West</b>	<b>\$10,700.</b>	<b>\$191.63</b>	<b>\$14,372.</b>	\$1,790.15			\$16,162.15
<b>Chesterfield</b>	<b>\$2,700.</b>	<b>\$208.33</b>	<b>\$3,750.</b>				\$3,750.
<b>Clayton-Ladue</b>	<b>\$8,500.</b>	<b>\$210.30</b>	<b>\$13,459.</b>	\$1,130.		\$8,541.60	\$23,130.60
<b>Cottleville/Weldon Spring</b>	<b>\$3,100.</b>	<b>\$239.67</b>	<b>\$5,752.</b>	\$125.			\$5,877.
<b>Crestwood/Sunset Hills</b>	<b>\$10,500.</b>	<b>\$218.30</b>	<b>\$14,626.</b>	\$266.			\$14,892.
De Soto	\$2,380.	\$53.05	\$1,220.12				\$1,220.12
<b>Des Peres</b>	<b>\$4,000.</b>	<b>\$365.48</b>	<b>\$11,695.50</b>	\$1,000.			\$12,695.50
<b>Dexter</b>	<b>\$1,700.</b>	<b>\$117.94</b>	<b>\$2,005.</b>	\$100.			\$2,105.
Festus/Crystal City	\$7,000.	\$39.09	\$2,619.				\$2,619.
<b>Florissant</b>	<b>\$3,825.</b>	<b>\$707.28</b>	<b>\$38,193.24</b>				\$38,193.24
<b>Forest Park (St. Louis)</b>	<b>\$8,000.</b>	<b>\$116.50</b>	<b>\$3,029.</b>				\$3,029.
Fredericktown	\$1,150.	\$0.13	\$3.00				\$3.00
Hannibal	\$8,000.	\$19.94	\$1,057.				\$1,057.
Hayti	\$1,000.	\$0.25	\$5.00	\$2,000.			\$2,005.
<b>High Ridge</b>	<b>\$4,800.</b>	<b>\$168.10</b>	<b>\$4,875.</b>				\$4,875.
Hillsboro	\$2,040.	\$30.15	\$1,025.				\$1,025.
<b>Jackson</b>	<b>\$5,452.</b>	<b>\$107.33</b>	<b>\$5,259.</b>	\$253.			\$5,512.
Kennett	\$1,000.	\$75.13	\$1,803.				\$1,803.
<b>Kirkwood</b>	<b>\$13,000.</b>	<b>\$221.91</b>	<b>\$17,610.08</b>	\$553.		\$5,000.	\$23,163.08
<b>Lambert Airport</b>	<b>\$1,850.</b>	<b>\$161.</b>	<b>\$1,610.</b>	\$811.		\$250.	\$2,671.
<b>Louisiana</b>	<b>\$5,600.</b>	<b>\$129.38</b>	<b>\$4,399.</b>	\$1,020.			\$5,419.
<b>Mexico</b>	<b>\$10,163.</b>	<b>\$100.34</b>	<b>\$7,626.</b>				\$7,626.
Montgomery County	\$2,500.	\$54.55	\$1,200.	\$50.			\$1,250.
O'Fallon	\$3,400.	\$6.25	\$100.				\$100
<b>Overland</b>	<b>\$12,000.</b>	<b>\$447.11</b>	<b>\$10,283.51</b>	\$867.	\$600.	\$3,982.06	\$15,732.57

Paris	\$1,000.	\$58.80	\$1,470.				\$1,470.
Perryville	\$2,184.	\$118.52	\$3,200.	\$250.			\$3,450.
Piedmont	\$6,700.	\$241.95	\$10,162.	\$500.			\$10,662.
Poplar Bluff	\$5,000.	\$114.76	\$4,820.				\$4,820.
Potosi	\$1,000.	\$45.45	\$500.				\$500.
Reynolds County-Ellington	\$500.	\$0.30	\$3.00				\$3.00
Sikeston	\$3,900.	\$111.43	\$3,900.				\$3,900.
St. Charles	\$9,000.	\$100.33	\$9,531.	\$600.			\$10,131.
St. Charles Sunrise	\$5,730.	\$120.	\$3,000.	\$35.			\$3,035.
St. Clair	\$800.	\$0.43	\$3.00				\$3.00
St. Francois County	\$4,495.	\$142.22	\$5,120.	\$175.			\$5,295.
St. Louis	\$11,000.	\$100.32	\$17,055.	\$3,500.		\$25,000.	\$45,555.
St. Peters	\$3,500.	\$103.43	\$3,309.78				\$3,309.78
Ste. Genevieve	\$3,600.	\$7.89	\$300.	\$230.			\$530.
Steele	\$504.	\$56.11	\$505.	\$350.			\$855.
Sullivan	\$6,330.	\$67.89	\$3,666.	\$1,000.			\$4,666.
Troy	\$3,000.	\$100.27	\$3,309.				\$3,309.
Union	\$4,140.	\$61.14	\$2,690.				\$2,690
Van Buren	\$200.	\$0.19	\$3.00				\$3.00
Vandalia	\$2,000.	\$127.36	\$2,802.				\$2,802
Warren County	\$500.	\$0.06	\$3.00				\$3.00
Washington	\$22,000.	\$110.09	\$13,981.50	\$211.75			\$12,313.25
Webster Groves	\$7,890.	\$189.23	\$14,570.49				\$14,570.49
Wentzville	\$8,000.	\$170.28	\$11,068.39	\$778.04		\$200.	\$12,046.43
West St. Louis County	\$3,500.	\$106.41	\$4,150.	\$600.			\$4,750.
D6060			\$272.86	\$30,137.	\$10,000.	\$50.	\$40,459.86
Sum Total of Goals Reported for Annual Programs by all D6060 clubs:	\$275,634. for Annual Programs	Per Capita	Annual Fund	Polio Eradication	Restricted Giving	Endowment Fund	Total
	Current District Totals:	\$133.73	\$305,566.47	\$50,021.94	\$10,600.	\$43,223.66	\$397,449.10

Top Clubs Ranked by Annual Giving Per Capita	
Florissant	\$707.28
Overland	\$447.11



## Rotary Foundation Giving Report 2014-2015 Rotary Year

Report updated as of July 16, 2015

Club Name	Annual Programs Goal	Per Capita	Annual Fund	Polio Eradication	Restricted Giving	Endowment Fund	Total
<b>Bold type</b> indicates a club tha has reached or exceeded \$100 per member in Annual Programs Fund giving.							
Arnold	\$6,400.	\$101.56	\$6,500.	\$100.			\$6,600.
Bell City	\$300.	\$14.75	\$177.				\$177.
Bowling Green	\$3,250.	\$97.43	\$3,799.87				\$3,799.87
Cape Girardeau	\$7,025.	\$166.71	\$11,503.				\$11,503.
Cape Girardeau County	\$1,300.	\$71.54	\$930.				\$930.
Cape Girardeau West	\$7,100.	\$107.63	\$7,642	\$100.			\$7,742
Chesterfield	\$3,000.	\$957.69	\$12,450	\$20.			\$12,470
Clayton-Ladue	\$7,500.	\$129.45	\$8,544.	\$10.		\$1,552.36	\$10,106.36
Cottleville/ Weldon Spring	\$2,500.	\$329	\$7,567.	\$150.			\$7,717.
Crestwood/Sunset Hills	\$11,025	\$257.69	\$19,327.05	\$1,000.			\$20,327.05
De Soto	\$2,454.	\$14.21	\$369.41				\$369.41
Des Peres	\$3,600.	\$147.20	\$3,680.	\$150.			\$3,830.
Dexter	\$1,900.	\$115.79	\$2,200.				\$2,200.
Festus/Crystal City	\$3,000.	\$11.76	\$776.				\$776.
Florissant	\$10,500.	\$148.77	\$8,777.56	\$100.			\$8,877.56
Forest Park (St. Louis)	\$3,000.	\$120.40	\$3,010.	\$100.			\$3,110.
Fredericktown		\$40.	\$1,000.				\$1,000.
Hannibal	\$7,100.	\$131.87	\$8,176.	\$100.			\$8,276.
Hayti	\$1,900.	\$8.17	\$147.10	\$2,000.			\$2,147.10
High Ridge	\$4,000.	\$161.25	\$5,160	\$100.			\$5,260
Hillsboro	\$2,244.	\$0.29	\$11.				\$11.
Jackson	\$5,500.	\$125.72	\$6,411.50				\$6,411.50
Kennett	\$4,400.	\$60.00	\$1,500.				\$1,500.
Kirkwood	\$10,000.	\$375.68	\$25,921.83	480.			\$26,401.83
Lambert Airport	\$1,080.	\$297.88	\$2,383.	\$829			\$3,212.
Louisiana	\$7,700.	\$246.	\$8,364.	\$400.		\$50	\$8,814.
Mexico	\$7,920.	\$113.36	\$8,275	\$25.			\$8,300
Montgomery County		\$5.77	\$150.				\$150.
O'Fallon	\$1,300.	\$0.73	\$11.				\$11.
Overland	\$10,900.	\$582.36	\$11,647.10	\$1,535.	\$200.	\$300	\$13,682.10
Paris	\$2,875.	\$113.75	\$2,730.	\$10.			\$2,740.

Perryville	\$2,800.	\$85.37	\$2,390.25	\$250			\$2,640.25
Piedmont	\$7,004.	\$204.77	\$8,600.50				\$8,600.50
Poplar Bluff	\$3,700.	\$127.03	\$4,700.				\$4,700.
Potosi	\$500.	\$55.	\$550.				\$550.
Reynolds County- Ellington		\$1.38	\$11.00				\$11.00
Sikeston	\$3,300.	\$154.83	\$4,645.				\$4,645.
St. Charles	\$10,500.	\$115.82	\$10,540.	\$250.			\$10,790.
St. Charles Sunrise	\$3,500.	\$106.90	\$3,100.				\$3,100.
St. Clair							
St. Francois County	\$4,500.	\$156.56	\$5,479.50	\$205.		\$100.	\$5,784.50
St. Louis	\$15,170.	\$73.23	\$11,716.75	\$6,743.50			\$18,460.25
St. Peters	\$3,800.	\$56.58	\$1,075.				\$1,075.
Ste. Genevieve	\$5,000.	\$100.	\$4,100.				\$4,100.
Steele		\$0.92	\$12.00	\$400.			\$412.
Sullivan	\$3,000.	\$106.84	\$5,342.	\$1,000.			\$6,342.
Troy	\$3,300.	\$142.19	\$4,550.				\$4,550.
Union	\$3,300.	\$81.91	\$3,686.				\$3,686.
Van Buren	\$325.	\$0.73	\$11.00				\$11.00
Vandalia	\$2,200.	\$92.29	\$2,215.				\$2,215
Warren County		\$0.22	\$11.00				\$11.00
Washington	\$10,675.	\$169.48	\$22,202.10	\$2,981.10			\$25,183.20
Webster Groves	\$6,700.	\$202.54	\$13,570.	\$100.			\$13,670.
Wentzville	\$9,002.	\$178.40	\$13,023.15	\$804.36			\$13,827.51
West St. Louis County	\$3,800.	\$129.75	\$5,190.	\$675.			\$5,865.
D6060			\$78.01	\$28,127.		\$100.	\$28,305.01
<b>Sum Total of Goals Reported for Annual Programs by all D6060 clubs:</b>	<b>\$241,895. for Annual Programs</b>	<b>Per Capita</b>	<b>Annual Fund</b>	<b>Polio Eradication</b>	<b>Restricted Giving</b>	<b>Endowment Fund</b>	<b>Total</b>
	<b>Current District Totals:</b>	<b>\$135.25</b>	<b>\$305,938.68</b>	<b>\$42,478.96</b>	<b>\$6,466.</b>	<b>\$2,102.36</b>	<b>\$356,986.</b>

Top Clubs Ranked by Annual Giving Per Capita	
Chesterfield	\$957.69
Overland	\$582.36
Kirkwood	\$375.68





## Rotary Foundation Giving Report 2015-2016 Rotary Year

Report updated as of June 24, 2016

Club Name	Annual Programs Goal	Per Capita	Annual Fund	Polio Eradication	Restricted Giving	Endowment Fund	Total
<b>Bold type</b> indicates a club tha has reached or exceeded \$100 per member in Annual Programs Fund giving.							
Arnold	\$6,400.	\$119.35	\$7,400.	\$1,600.			\$8,000
Bell City	\$180.	\$13.08	\$157.				\$157.
Bowling Green	\$4,100.	\$49.57	\$2,032.50				\$2,032.50
Cape Girardeau	\$6,900.	\$175.72	\$12,652				\$12,652
Cape Girardeau County	\$2,000.	\$158.81	\$2,541				\$2,541
Cape Girardeau West	\$8,800.	\$143.77	\$10,495	\$691			\$11,186
Chesterfield	\$2,515.	\$140.	\$2,100				\$2,100
Clayton-Ladue	\$6,200.	\$246.82	\$15,303.	\$55.		\$532.85	\$15,890.85
Cottleville/ Weldon Spring	\$2,925.	\$216.09	\$4,970.	\$100			\$5,070.
Crestwood/Sunset Hills	\$10,200.	\$132.54	\$8,880	\$100			\$8,980
De Soto	\$1,000.	\$34.00	\$850.				\$850
Des Peres	\$3,120.	\$150.12	\$3,152.50				\$3,152.50
Dexter	\$1,900.	\$100.	\$1,900.				\$100.
Festus/Crystal City	\$2,872	\$25.35	\$1,673.				\$1,673.
Florissant	\$5,000.	\$1,012.27	\$57,699.62				\$57,699.62
Forest Park (St. Louis)	\$5,330.	\$86.21	\$2,500				\$2,500
Fredericktown	\$500.	\$55.56	\$1,000.				\$1,000.
Hannibal	\$4,500.	\$173.45	\$10,580.50	\$500.			\$11,080.50
Hayti	\$2,100	\$8.26	\$190.				\$190
High Ridge	\$4,000.	\$114.29	\$4,000	\$50			\$4,050
Hillsboro	\$1,500.	\$7.94	\$277.89				\$277.89
Jackson	\$6,375.	\$67.70	\$3,385	\$167.05			\$3,552.05
Kennett	\$1,500.	\$93.27	\$2,425.				\$2,425.
Kirkwood	\$17,500.	\$272.81	\$18,823.74	\$300			\$19,123.74
Lambert Airport	\$1,200.	\$362.33.	\$2,174.	\$2,230.		\$75	\$2,479.
Louisiana	\$3,250.	\$180.89	\$6,693.	\$317			\$7,010
Mexico	\$7,200.	\$109.91	\$8,243.				\$8,243
Montgomery County	\$850	\$40.00	\$1,000				\$1,000
O'Fallon	\$1,000.	\$90.91	\$1,000				\$1,000.
Overland	\$9,775.	\$408.18	\$8,571.83	\$150.		\$348.10	\$9,069.93
Paris	\$2,400.	\$56.32	\$1,408	\$30.			\$1,438
Perryville	\$1,740.	\$63.31	\$2,152.50				\$2,152.50

Piedmont	\$5,000.	\$205.22	\$8,824.61	\$693			\$9,517.61
Poplar Bluff	\$3,600.	\$92.10	\$3,592.				\$3,592.
Potosi	\$500.	\$55.56	\$500.				\$500.
Reynolds County- Ellington	\$1,000.	\$100.	\$1,000.				\$1,000.
Sikeston	\$4,200.	\$139.52	\$4,325	\$256			\$4,581
St. Charles	\$10,000.	\$149.82	\$12,585.	\$150			\$12,735.
St. Charles Sunrise	\$3,200.	\$100	\$3,000.				\$3,000.
St. Francois County	\$4,962.	\$115.62	\$4,278				\$4,278
St. Louis	\$16,500.	\$123.53	\$18,530	\$3,375			\$18,905
St. Peters	\$1,900.	\$44.76	\$940				\$940
Ste. Genevieve	\$4,500.	\$123.67	\$4,575.75	\$30			\$4,605.75
Steele	\$1,300.	\$166.67	\$2,000	\$1,300			\$2,500
Sullivan	\$5,000.	\$110.40	\$5,189.				\$5,189..
Troy	\$3,000.	\$152.12	\$3,955				\$3,497
Union	\$1,2923	\$74.40	\$3,497.				\$3,497
Van Buren	\$300.						
Vandalia	\$2,100.	\$127.50	\$2,550	\$550.			\$3,100
Warren County							
Washington	\$10,350.	\$131.83	\$17,402.	\$840.			\$18,242.
Webster Groves	\$6,200.	\$206.69	\$12,815				\$12,815
Wentzville	\$15,875.	\$205.06	\$14,354.02	\$872.97			\$15,226.99
West St. Louis County	\$4,600.	\$115.46	\$4,734.	\$600			\$5,334.
D6060			\$22.48	\$25.			\$47.48
<b>Sum Total of Goals Reported for Annual Programs by all D6060 clubs:</b>	<b>\$240,211. for Annual Programs</b>	<b>Per Capita</b>	<b>Annual Fund</b>	<b>Polio Eradication</b>	<b>Restricted Giving</b>	<b>Endowment Fund</b>	<b>Total</b>
	<b>Current District Totals:</b>	<b>\$150.11</b>	<b>\$334,898.94</b>	<b>\$15,982.02</b>		<b>\$955.95</b>	<b>\$351,836.91</b>

Top Clubs Ranked by Annual Giving Per Capita	
Florissant	\$1,012.27
Overland	\$408.18
Lambert Airport	\$362.33

Top Clubs Ranked by Total Annual Giving	
Florissant	\$57,699.62
Kirkwood	\$18,823.74